



COMMUNITY HOSPITALS ASSOCIATION

**REPORT
TO
DEPARTMENT OF HEALTH &
COMMUNITY HEALTH PARTNERSHIPS
PROFILING COMMUNITY HOSPITALS IN ENGLAND
1998-2008**



June 2008

1.	EXECUTIVE SUMMARY	3
2.	BRIEF	8
3.	CONTEXT	9
4.	METHODOLOGY	13
5.	CLASSIC COMMUNITY HOSPITALS 1998 and 2008	19
6.	COMMUNITY HOSPITAL-TYPE SERVICES	23
7.	DISCUSSION OF FINDINGS	26
8.	FUTURE PROFILING.....	29
9.	RECOMMENDATIONS	35
10.	CONCLUSION	36
	APPENDIX A STEERING GROUP.....	37
	APPENDIX B TRACKING 361 COMMUNITY HOSPITALS FROM 1998-2008	38
	APPENDIX C CLASSIC COMMUNITY HOSPITALS BY SHA	44
	APPENDIX D CLASSIC COMMUNITY HOSPITALS 2008.....	46
	APPENDIX E – RESOURCE CENTRES, CARE HOMES AND INTERMEDIATE CARE	55
	APPENDIX F COMMUNITY HOSPITALS IN DEVELOPMENT	60
	APPENDIX G CASE STUDIES.....	63

1. EXECUTIVE SUMMARY

The Department of Health (DH) with Community Health Partnership (CHP) has commissioned this study from the Community Hospitals Association (CHA) to provide a profile of community hospitals in England in 1998 and 2008, demonstrating changes over the 10 year period and make suggestions for achieving regular and routine profiling of community hospitals.

Context

The context of the study is the increasing diversification of community services with the implementation of the national policy of care closer to home. The profile of community hospital services has been raised, as local hospitals are recognised as having an important part to play in providing integrated health and social care services to defined populations and helping to create increased capacity for health and care within local areas. Investments are being made in new and redeveloped facilities and new partnerships are being forged. With this has come flexibility in the definition of community hospitals and therefore identification and tracking of “community hospital.” This study considers new classifications of community hospital type services and considers future data capture requirements.

Method

The method adopted for classifying current community hospitals was a desk top exercise to take a snapshot of 1998 and 2008, using existing databases and networks. A new classification for community hospitals was adopted for the study. The first three classifications were designed and formally recognised by the CHA at its AGM in 2007. The fourth classification was added at the start of this study and ratified at the CHA AGM 2008.

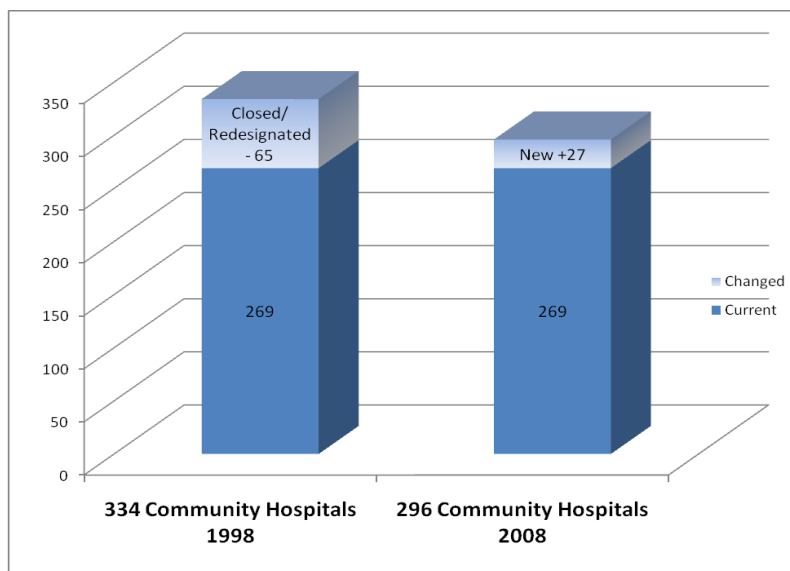
Classifications of Community Hospital

- A. A Community Hospital** - ‘A local hospital, unit or centre community based, providing an appropriate range and format of accessible health care facilities and resources. These will include inpatient beds and may include outpatients, diagnostics, surgery, day care, nurse led, maternity, primary care and outreach services for patients provided by multidisciplinary teams.’
- B. Community Care Resource Centre** - A local clinic, diagnostic centre, or ex-community hospital providing an appropriate range and format of accessible health care facilities and resources. These do not include inpatient beds but, may include outpatients, diagnostics, treatments, day care, primary care and outreach services for patients provided by multidisciplinary teams.’
- C. Community Care Home** - Local care home with NHS commissioned services such as an inpatient facility for older people offering intermediate and respite care and associated services.
- D. Intermediate Care/Rehabilitation Unit** – A local facility providing beds and associated clinics and therapy in order to promote independence, avoid admission to a DGH (step up) and reduce stays in a DGH (step down).

The source of data for the study were 6 databases:- NHS Choices, NHS Estates (ERIC), Wellcome Trust and National Archive, NHSI and CHA 1998 and 2008. In addition, verification was carried out through internet searches and direct contact with staff in community hospitals and PCTs through telephone calls. A CHA Steering Group of 5 members has carried out this study. A total of 361 community hospitals were identified and tracked for this study, including current, new, re-designated and closed hospitals. The total number of facilities listed on the database that was checked was 407, of which 46 were assessed as not meeting the criteria for a classic community hospital and were either re-classified or excluded accordingly.

Community Hospitals (Category A)

The number of “classic” community hospitals – that is local community hospitals with inpatient facilities has reduced from 334 to 296, representing an overall loss of 38 community hospitals with beds over the past ten years.



A total of 65 community hospitals have closed either permanently or for potential redevelopment (39) or have been re-designated (26). 18 of the closed community hospitals have been replaced with 13 new community hospitals, with 4 of the new hospitals combining the facilities of 2 or 3 existing community hospitals. 27 new community hospitals have been recorded, of which 13 are new builds and 14 are re-modelled from existing hospitals such as DGHs.

A. Community Hospitals	Number
Community Hospitals 1998	334
Closed / Re-designated alternative facilities	-65
New/ Re-designated as community hospitals	27
Community Hospitals 2008	296

The South West SHA has over a quarter of the 296 currently recorded classic community hospitals, with a recorded 80 community hospitals. Nearly half of the community hospitals in England (49%) are in the South of the country –namely the South West, South East and South Central SHAs. 6 out of 10 (61%) community hospitals in England are either in the South or East of England.

Strategic Health Authority	Number of Community Hospitals (A)	% of National (rounded %)
South West SHA	80	27%
East of England SHA	35	12%
South Central SHA	34	11%
South East Coast SHA	34	11%
East Midlands SHA	29	10%
North West SHA	22	7%
West Midlands SHA	22	7%
Yorkshire & The Humber SHA	18	6%
North East SHA	17	6%
London SHA	5	2%
Total	296	100%

Community Hospital-Type Facilities – (Classifications B,C,D)

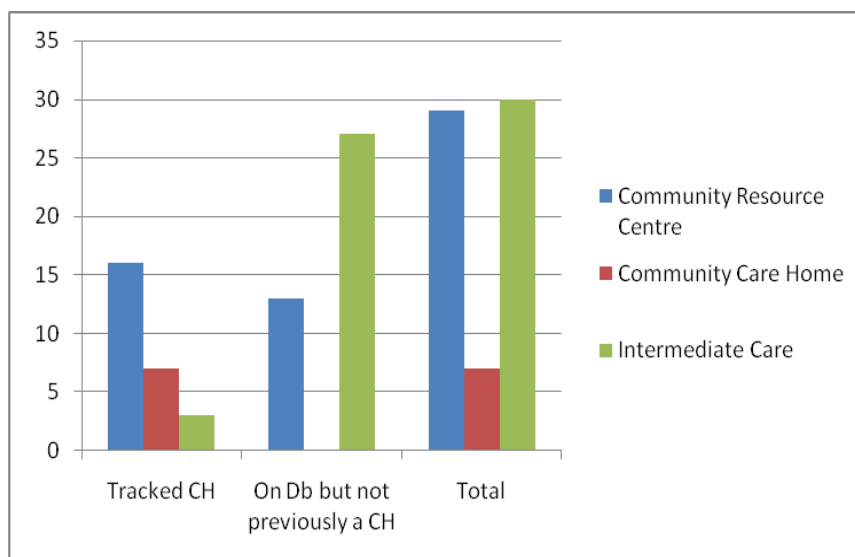
The 3 additional classifications reflect the increasing diversification of community hospital facilities. The figures relate to known community hospitals that have been tracked. These hospitals have changed their function and been re-designated, and do not include existing or new facilities that may be classified in this way.

Category	Community Hospitals (A) that have been re-designated since 1998	Number
B	Community Resource Centre	16
C	Community Care Home	7
D	Intermediate Care / Rehabilitation	3
	Total	26

16 community hospitals no longer have inpatient beds, and they are therefore categorised as Community Resource Centres. 7 community hospitals have become registered and regulated as care homes, and 3 have specialised as intermediate care facilities. The above figures record the re-designation of community hospitals known in 1998 only.

Other Community Hospital Type Facilities – Classifications, Developments and Exclusions

In order to present a wider context, in addition to the 26 “tracked” community hospitals from 1998, we have also included 40 facilities from the database of 407 facilities that are judged to fulfil the criteria for the three classifications to illustrate the increasing diversification of community hospital type services. These are not an exhaustive list of community hospital type services.



We have listed 54 example schemes in development which are a mix of classic community hospitals and other community hospital type facilities funded either through the Community Hospital Fund, the LIFT programme or other capital sources. 20 examples of facilities from the database and searches that have been excluded from the analysis and classification are also given, with the main reasons for their exclusion being that they are specialist facilities.

Discussion on Findings

There has been an overall loss of classic community hospitals with beds and an increase in diversification of local community facilities. Re-designated “tracked” community hospitals have become mainly Community Care Resource Centres, as they develop ambulatory care services and no longer have beds. A number have focused purely on intermediate care and rehabilitation and a few have partnered with care homes.

We have assessed the emerging characteristic of each of the classifications in respect of services, facilities and client group being catered for. Whilst community hospitals and community care resource centres cater for all ages, the community care home and intermediate care units focus predominantly on older people. We have also considered the partnerships that are predominant with each of the classifications which may include Local Authority, Social Services, GPs, and third sector.

Data Capture

The CHA has suggested 9 areas for future data capture. These recognise the fact that community hospitals are multi-provider units, with multiple commissioning arrangements, an increasing variety of ownership and management arrangements, and a wide network of partnerships and associated services and facilities. From this data it would be possible to differentiate community facilities according to the 4 classifications of community hospital-type facilities. The main areas for data capture include pathways of care, services, facilities, providers, commissioners, associated services and contracts.

SUGGESTIONS - FUTURE IDENTIFICATION & TRACKING OF COMMUNITY HOSPITAL SERVICES	
INFORMATION	DETAILS
Identification	Name & Town - Address, telephone, email & web
Contact	Organisation Owning & Managing Facility Regulatory Authority
Pathway of Care	Intermediate care, palliative care etc Client group – whole community / older people etc.
Services	Clinics, beds, diagnostics, day surgery etc.
Facilities	Community teams base, Wellness centre, Cafe, Nursery etc
Providers	PCT, NHS Hospital Trust, Social Services, Voluntary agencies, private practitioners etc
Commissioners	PCT, Practice-based commissioners, Local Authority, private patients etc.
Associated Services on site	Care home, Day care, GP practice, Hospice etc.
Contracts	Leased space/ sessional rental/contracted services Direct provision or Hosted Service

Recommendations

We have made five recommendations, the first of which concerns the further validation and interpretation of the findings with managers within the NHS. The next stage is to further test and develop the findings from this initial study with Strategic Health Authorities (SHAs) community hospital leads working with Primary Care Trusts (PCTs).

This study has focused on identifying and counting the classifications of community hospital type services, and has not undertaken an analysis of changes in service configuration within each hospital. We suggest an analysis of the changes to local community hospital services, and an ongoing review to reflect the dynamic situation.

Conclusion

334 classic community hospitals were recorded in 1998 and in 2008 this is now 296. Over the ten years, 65 of these have changed. 39 community hospitals have closed, of which 18 have closed for redevelopment. 27 new or replacement community hospitals have been recorded, and there are further new developments pending. 26 of these have been developed as care homes, intermediate care services or resource centres without beds.

In addition to tracking and classifying known community hospitals from 1998, we have also listed other facilities that may be classified in this way in order to test the classifications and to illustrate the diversification of community based primary and community care facilities. Very many more facilities are being created within communities, such as extended clinics, GP surgeries or care homes. Developments are being styled in a number of ways including as primary care centres, community care centres, health villages, integrated health and social care centres, and wellness centres. This is a dynamic situation, as new pathways, partnerships and services are being explored. We continue to assess the national situation through our networks and national sources.

We believe that the 4 dimension classification system is helpful in identifying the variation in community hospital type services for this snap shot exercise. It will need to be reviewed regularly and developed to reflect the extending range of service models. As the implementation of "Care Closer to Home" continues, we are witnessing increasing diversity in how capacity is created within primary, community and social care services, and where community hospitals have a role to play in providing a focus for integrated services. Studies on measuring capacity, performance and productivity are already part of the wider programme for Community Hospitals nationally.

This study has focused on identifying and counting the classifications of community hospital type services, and has not undertaken an analysis of changes in service configuration within each hospital. We suggest an analysis of the changes to local community hospital services, and an ongoing review given such a dynamic situation where the level of change is unprecedented in the 100 year history of community hospitals in England.

We hope that this study is a helpful step in identifying the number and range of community hospital type services, and provides a basis for designing a system to capture this information regularly and routinely.

2. BRIEF

The Community Hospitals Association (CHA) was invited by the Department of Health and Community Health Partnerships to undertake a commission in order to profile community hospitals in England from 1998 to date.

The brief agreed in January 2008 was for the CHA to produce:

- A profile of community hospitals in England in 1998 and 2008, demonstrating changes over the 10 year period
- Suggestions for achieving regular and routine profiling of community hospitals

The scope of this project is to identify and classify community hospitals and is therefore focused on buildings and facilities at this stage. The scope is also to suggest appropriate data for ongoing recording to enable future work on capturing data on services. This project therefore represents the first stage in a wider process that will eventually incorporate systems for recording services and activity in community hospitals.

The CHA has been mindful of the future application of the data to be collected, which is to identify and monitor services and facilities in community hospital services, and track changes. In the longer term this will enable an assessment of the role of the community hospital in creating capacity to enable the shift of services from acute to primary and community care in respect of national policy "care closer to home."

The commission has been led by Helen Tucker and Barbara Moore working with CHA Steering Group members Jan Marriott, Trish Jay and Suzanne Jones. The Department of Health Steering Group consisted of John Pope, David Gilbert and Graham Spence (Appendix A). The commission was undertaken from January 2008-May 2008.

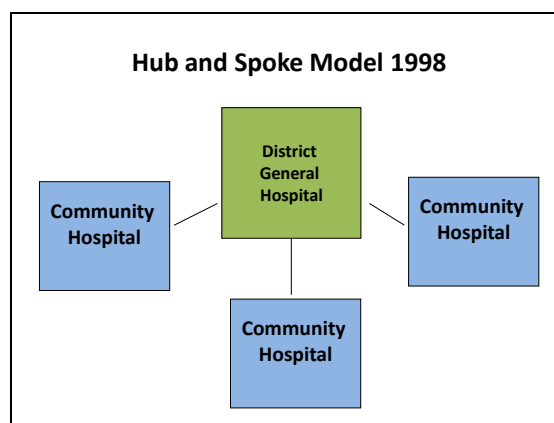
This study is part of a wider programme for community hospital development, as coordinated by the Community Hospital Programme Board.

3. CONTEXT

There are challenges to compiling a comprehensive list of all community hospital services in England. Although the Department of Health holds data on all NHS hospitals and has access to data on independent hospitals where NHS services are commissioned, it is not clear which of the hospitals and facilities are currently categorised as community hospitals. Therefore there is a need to agree a definition that covers community hospital services.

A previous study by the CHA showed that by the turn of the century there were 471 community hospitals in the UK, of which 322 were in England.¹ The survey results showed that there were more than 18,500 beds, of which 8,500 were GP-led beds, and that 20% of the GP workforce had admitting rights to GP beds. The study concluded that the association of such hospitals with their local communities, the extent of primary care involvement and the range of services indicated that these hospitals should have a significant role in the evolution of intermediate care and in alleviating the pressures on larger specialist hospitals.

For one hundred years, cottage and community hospitals have been viewed as local hospitals with beds that serve a defined population. The hospitals, in the past referred to as “GP hospitals,” would typically include services such as minor injuries departments and clinics, and some would have day hospitals for older people, maternity units, and operating theatres. Almost all would have been within the NHS. A typical description of the health service model would have been “hub and spoke,” whereby a District General Hospital would be ringed by a network of community hospitals.



With the implementation of the Department's aim of shifting care closer to home, the variety of community hospital services has expanded. The definition has recently widened to include polyclinics, primary care centres and health villages with care homes. As the diversity of community hospital services models emerge, so the definitions and categorisations need to be reviewed to accommodate the variations and hybrid models. However, not all facilities outside of a DGH would be classified as a community hospital type service, and these include specialist facilities, hospices, GP practices providing core services, and specialist local disability and mental health centres. Also excluded are private and independent hospitals that provide specialist private hospital services.

¹ Seamark D, Moore B, Tucker H, Church J & Seamark C (2001) Community hospitals for the new millennium. *British Journal of General Practice* **51** (463) 125–7.



The context of this study is diversification: - in pathways of care, ownership and management arrangements, provision of services, commissioning, and design. The traditional model of a small local hospital in a rural setting with local GPs providing medical support for services including beds, clinics and minor injuries units is changing for many communities in a way which is unprecedented in the community hospitals 100 year history.

Community hospital services can incorporate a wide range of care models within one local facility, including intermediate care and rehabilitation; acute and sub-acute care; palliative and terminal care; unscheduled care and elective surgery; maternity; mental health; social care and health promotion. These local hospitals are typically styled as catering for the whole community, although recognising that the predominant client group is older people. Community hospital services are presented as integrated services that provide an extension to primary and community care, particularly for people who live in remote, rural and coastal areas.

There is a diversification in the ownership and management of community hospitals. Although the majority are owned and managed by PCTs, alternatives include NHS Hospital Trust, Foundation Trust, Social Enterprise, Charity or independent company. The increase in arrangements with LIFT and community ventures is expanding the options for owning, developing and managing the service. There is an increasing diversification of location of community hospitals. Traditionally community hospitals would be located within positions such as in central market towns. Now community hospitals are being developed in urban areas, with a number being located in places such as business parks and high streets.

Community hospital services may best be described as multi-provider units, providing an environment for a range of providers across health, social care and the third sector. The way that information about services and activity is collected for each hospital will depend on whether each community hospital is viewed as a business unit in its own right, or whether these hospitals are viewed as environments in which a range of provider services take place. The service and contractual information is held by the provider organisation that is hosted by the community hospital. Ways of capturing service and activity information have been considered. It is acknowledged that an integral, routine and regular data collection system is needed if changes and effectiveness are to be monitored on an ongoing basis.

With the policy commitment to investing in and developing community hospital services, there is a need to differentiate various types of services. The policy of care closer to home is concerned with the shift of appropriate services from acute hospitals to community services including community hospitals, and progress with this shift will need to be monitored. Therefore, there is considerable attention on community hospitals, their numbers, capacity, productivity and contribution to the national agenda.

The White Paper "Our health, our care, our say: a new direction for community services" set out the Government policy for achieving a new generation of community hospitals. The policy for care closer to home was set out, with community hospital services playing a key role in creating capacity for

integrated health and social care in local areas. The policy drew attention to the potential for up to 50% of outpatient appointments could take place in a community setting² The potential to replace acute bed days through better use of intermediate care beds, either 'step down', facilitating early discharge, or 'step up', admission prevention.³ The White Paper urged NHS organisations to explore new pathways, new partnerships and new ownership possibilities for community hospitals

The White Paper built on the guidance "Keeping the NHS Local" which proposed sustainable solutions for smaller hospitals to secure their valued role at the heart of local communities." *"It is an exciting time for smaller hospitals as their traditional roles are developing and changing as they can provide a more integrated range of modern services at the heart of the local community."* The guidance contains three key principles - working with people not for them, focusing on redesign not relocate, and also taking a whole systems view.⁴

The announcement the investment of £750 million in community hospitals over a five year programme was set out in "Our health, our care, our say; Investing in community hospital services⁵." In this, Lord Warner stated that *"Hospitals and services that are grounded in local communities that are fostered by local partnerships and that support independence and wellbeing will enable commissioners to realign and re-design care from the point of view of the patient. They are not a relic of the past but a key part of the future."*

Lord Darzi is currently undertaking a review of health and health care in England, and in his interim report he has drawn out four over-arching themes for the NHS over the next ten years: fairness, personalisation, innovation and safety. He has focused on patient benefit and improved outcomes. Community hospitals are often featured as providing a personal, local, accessible services that local people choose. Benefits have been identified in national studies, particularly in outcomes for rehabilitation for older people⁶. The improved outcomes in levels of independence in post acute care for older people in community hospitals as compared with Acute General Hospitals has been demonstrated in studies in Bradford⁷. This is emphasized in the White Paper, "Of the 11 leading causes of hospital bed-use in the UK, 8 are due to illnesses or conditions for which greater use of community facilities could lead to fewer patients needing to be in hospital or to be there for as long." "Evidence shows that there are a number of benefits of community hospitals, one of which is that they provide better recuperative care than District General Hospitals (DGHS)." There is also evidence of improved patient satisfaction⁸.

The Department of Health Community Hospitals Programme Board is coordinating a number of national initiatives including "The Productive Community Hospital" managed by the NHS Institute of Innovation and Improvement; a new Health Building Note HBN 11-01 for Primary Care and Community Facilities. The Care Services Improvement Partnership provides a web-based resource on community hospitals which was developed in partnership by the Department of Health, Association of Social Services Directors, Community Hospitals Association, Leagues of Friends and University of Warwick⁹. Innovations and Best Practice in Community Hospitals and Primary care facilities are being promoted through national awards such as through the CHA and through Community Health Partnerships for LIFT schemes.

² DH 2006 "Our health, our care, our say: a new direction for community services" January 2006 page 135

³ Ibid page 137-8

⁴ DH 2004 Keeping the NHS Local Department of Health

⁵ DH 2006 "Our health, Our care, Our community" July 2006

<http://www.dh.gov.uk/assetRoot/04/13/69/32/04136932.pdf>

⁶ Green, J., et al 2005 "Effects of locality based community hospital care on independence in older people needing rehabilitation: randomised controlled trial" BMJ 10.1136 /

⁷ Young, J. et al 2007 "Postacute care for older people in community hospitals: A multicentre randomised controlled trial" JAGS 55 1995-2002

⁸ Small, N. et al 2006 "The patient experience of community hospital – the process of care as a determinant of satisfaction" Journal of Evaluation in Clinical Practice 13 (2007) 95-101

⁹ <http://www.changeagentteam.org.uk/index.cfm?pid=540>

Funding for community hospital developments is being awarded through the Community Hospitals Fund and LIFT schemes (Appendix F). The list shows the increasing diversity of facilities that have been classified as community hospital type services.

The DH has issued "Putting People First" which describes an aim that *"Ultimately, every locality should seek to have a single community based support system focused on the health and wellbeing of the local population, binding together local Government, primary care, community based health provision, public health, social care and the wider issues of housing, employment, benefits advice and education/training."*¹⁰

Community hospitals have an important role in transforming whole health and social care systems into local, accessible, integrated and person-centred services¹¹.

Community Hospitals provide this focus for many communities and are well placed to contribute to the health and wellbeing of local populations.

¹⁰ DH 2008 "Putting People First" A Shared Vision and Commitment to the transformation of Adult Social Care HM Government

¹¹ Tucker,H. 2006 "Integrating Care in Community Hospitals" Journal of Integrated Care Dec 2006 14;6;pp3-10

4. METHODOLOGY

This study was undertaken as a desk-top exercise in order to produce a validated list of current community hospitals in England. The CHA applied its experience, networks and knowledge from its 40 years in existence in order to provide a comprehensive list of facilities that may be deemed as community hospitals. The study has provided a comparison of known community hospitals in December 1998 with a snapshot of community hospitals in March 2008.

The steps taken to carry out this study were:

- Agree a working definition and parameters for community hospitals
- Agree the databases to be accessed for compiling and checking a list of community hospitals
- Carry out the validation on databases and compile lists for 1998 and 2008
- Utilise supplementary searches and direct contact for further checks
- Cross check lists with CHA Steering Group and modify
- Finalise lists
- Analyse and interpret the findings

Briefing papers on definitions and detailed methodology were prepared by the CHA and agreed within the steering group, and these formed the framework for this study.

Definition and Parameters

In order to undertake this commission, a working definition of a community hospital was agreed by the DH Steering Group, following a discussion based on a briefing paper prepared by the CHA. The definition and descriptions adopted in the White Paper, "Our Health Our Care Our Say"¹² and from other national studies were used as a guide for the adoption of a classification system.

*"A service which offers integrated health and social care and is supported by community based professionals who have direct access to its services."*¹³

*"A local hospital that will include inpatient services and may include outpatients, diagnostic, day care, primary care and outreach services. Medical care is normally led by GPs."*¹⁴

The description of a community hospital was developed by the national steering group for the Care Services Improvement Partnership.

*"A modern community hospital service aims to provide an integrated health and social care resource for the local population to which it belongs. These local facilities develop as a result of agreements between local people, service providers and the NHS. Community Hospitals are an effective extension to primary care with medical support provided largely by GPs. The health and social care provided may include medical care, rehabilitation, palliative care, intermediate care, mental health, maternity, surgical care and emergency care. Community Hospital care is characterised by care pathways that make the most of local sources of support. The community hospital provides a focus for local community networks."*¹⁵

The CHA has used the three classifications adopted at the Annual General Meeting of the CHA in 2007. These 3 classifications reflected changing models. To the 3 classifications, a 4th was added

¹² DH 2006 Our Health Our Care Our Say

¹³¹³ Professor Geoff Meads "Participate" University of Warwick 2004

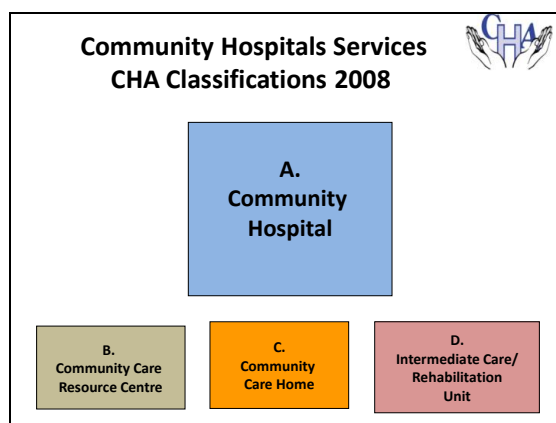
¹⁴ Extracted from Definition by Professor Lewis Ritchie, "Promoting Progress" University of Aberdeen

¹⁵ Meads & Tucker with CSIP Reference Group 2005

during this study to reflect the change in focus of a number of community hospitals. The 4th classification has now been adopted at the AGM 2008.

Classifications of Community Hospital
<p>A. A Community Hospital - 'A local hospital, unit or centre community based, providing an appropriate range and format of accessible health care facilities and resources. These will include inpatient beds and may include outpatients, diagnostics, surgery, day care, nurse led, maternity, primary care and outreach services for patients provided by multidisciplinary teams.'</p>
<p>B. Community Care Resource Centre - A local clinic, diagnostic centre, or ex-community hospital providing an appropriate range and format of accessible health care facilities and resources. These do not include inpatient beds but, may include outpatients, diagnostics, treatments, day care, primary care and outreach services for patients provided by multidisciplinary teams.'</p>
<p>C. Community Care Home - Local care home with NHS commissioned services such as an inpatient facility for older people offering intermediate and respite care and associated services.</p>
<p>D. Intermediate Care/Rehabilitation Unit – A local facility providing beds and associated clinics and therapy in order to promote independence, avoid admission to a DGH (step up) and reduce stays in a DGH (step down).</p>

The CHA has used these 4 classifications as a working definition of community hospitals to guide this process with an explicit rationale that would reflect the current approach to community hospital services. It was agreed that there was a need to be pragmatic about which hospitals, services and facilities were included in the profiling, and transparent about the reasoning. This approach was agreed in the context of the increasing diversification of local community services and facilities.



Classification A is a “classic” Community Hospital, which is a local hospital with beds staffed by primary and community staff. The classification includes small hospitals (such as those with around 20 beds) and large hospitals (such as re-modelled DGH with over 50 beds). These hospitals are described in some cases as primary care hospitals, neighbourhood hospitals or local hospitals.

Classification B is a Community Care Resource Centre, which is essentially an ambulatory care centre offering services such as clinics and diagnostic facilities and may combine primary care with GP practices as well as community services and outreach acute services. These centres may be styled as primary care centres or polyclinics.

Classification C is defined as a Community Care Home development of a community hospital, providing a range of health and social care within a facility that may be styled as an integrated care centre, health and social care campus or health village.

Classification D is an Intermediate Care and Rehabilitation Unit, formally a community hospital, that is now focusing on through services such as beds for “step up and step down” care, day care and clinics supported by a multidisciplinary team of health and social care staff.

Scoping

The study is concerned with tracking NHS and Independent community hospitals from December 1998 to March 2008. This excludes community hospitals that were closed before 1998, and excludes community hospitals in development that have not yet opened. The study seeks to identify and count community hospital services, but not changes in services and facilities nor changes in the way that they provide services. Not all community-based services outside of a DGH are included in the categorisations of community hospital type services. Excluded are specialist units, hospices, GP surgeries providing core services, Diagnostic and Treatment Centres and independent hospitals providing specialist services.

With respect to the scope of the work on data capture, this was also carried out as a desk top exercise based on the knowledge and experience of the CHA steering group and the learning from this study. Key principles for the data capture were discussed with senior managers of PCTs and community hospital matrons. It was outside the scope of this exercise to assess and consider the current data capture systems, or attempt any alignment with current systems. It was also outside the scope of this study to consider how the data may be collected.

Databases

The following databases provided the source data and the basis for validation.

Databases

- 1. CHA databases 1998** This is used primarily for membership data such as subscriptions, and has been designed as an administrative tool. The CHA directory of data from 1998 was published in 1999.
- 2. CHA database 2008.** The CHA issues regular update requests from all community hospitals, and the most recent survey in 2006 had a response from two thirds of all hospitals. The web-based CHA directory is continually updated.
- 3. NHSI for Innovation and Improvement Database.** This database was produced with support from CHKS and the CHA, and was compiled from the results of an online survey. This was further validated and updated by the DH.
- 4. Wellcome and National Archive.** This database provides a historic record of hospitals, with details such as founding date and administrative arrangements.
- 5. NHS Choices** This database lists all hospitals in England, and provides details of outpatient activity. It is a database designed to support “choose and book.” It is an interactive site, inviting patients and the public to register their comments about the service.
- 6. ERIC** The Department of Health Estates Department lists all capital assets within the NHS, defined by classifications such as community hospitals, multi-use facilities and support services.

The 1998 CHA database provided the baseline for checking and tracking community hospitals over the past 10 years. There were 322 community hospitals listed in the CHA Directory published with 1998 data, and to this was added a further 12 hospitals that were in existence in 1998 but were not part of the CHA records. Therefore the baseline was 334 community hospitals.

The method for identifying and tracking each community hospital was to check each facility on the baseline list of facilities (CHA 1998) against the remaining 5 databases.

A spreadsheet was created with a column for each database, and each community hospital was checked against each database. When a facility was identified from the 5 databases that was not in the baseline list, it was added and checked. A final column was added to the spreadsheet for recording the outcome of searches, which were carried out to answer queries or provide validation. The searches included internet searches, contact with PCTs and contact with community hospital staff through members and known networks.

The unique identifier for each hospital was to be the ERIC capital estates code, but this was not available for all hospitals and could not be validated within the period for the study. Therefore an alternative and temporary coding system was used, based on the first two letters of the community hospital, an abbreviation of the SHA, followed by sequential numbering.

A total of 361 hospitals have been tracked, 334 which were open in 1998 and 27 community hospitals which have been added since. A full list with current status is provided in Appendix B.

Community Hospitals	Number
Open in 1998	334
New Community Hospitals	27
Total	361

The validation against existing databases provided a method for identifying and checking community hospitals, and evidencing sources from databases, plus additional checks using the internet or direct contact, enabled findings to be triangulated.

Database	Number
CHA 1998 - baseline	322
Added to baseline	12
Additions from other databases	73
Total	407

Therefore there were 407 entries included from the combined database that were checked against the baseline. This required a total of 2,442 checks of 407 entries in 6 databases.

Community Hospitals on Database	Number
Tracked Classic CH (A)	295
New CH (A)	27
Not Classic CH (B,C & D)	40
Closed (permanent or redevelop)	39
Duplicates/Excluded	6
Total on Database	407

The 407 facilities that were described as Community Hospitals were therefore reviewed and classified.

Classification	Tracked CH	New CH	Closed CH	On Db but not previously a CH	Total
Classic Community Hospital	269	27	39		335
Community Resource Centre	16			13	29
Community Care Home	7				7
Intermediate Care	3			27	30
Excluded				2	2
Duplicates				4	4
Total	295	27	39	46	407

Discussion on Databases

There were limitations with each of the databases, but in combination they helped to provide an evidence base for tracking community hospitals. For instance, the ERIC data base was created in order to identify capital estates. There were records of capital buildings where the hospitals were known to be closed, but the estate was still registered to the NHS still in NHS ownership. Independent hospitals did not have an NHS estate code and therefore it did not apply to all hospitals. The NHS Choices website was the most recent database and was created for “choose and book.” Many of the community hospitals were not listed as “hospitals”, but were recorded as “other sites.” Some community hospitals were recorded as part of NHS Hospital Trust facilities as well as PCT commissioned and owned facilities. The Wellcome Trust and National Archive website was used as a historical reference point, in order to try and make sure that the baseline list of community hospitals was as complete as possible. The NHSI database on the website relied on electronic entries by hospital staff. The version used was the database developed from the NHSI list which was validated by the DH and developed to include Community Hospital Fund (CHF) applicants. The CHA 1998 database was used as the base line (with some additions) and the latest CHA database used as a final check once all other databases had been utilised. The CHA databases have been developed from information from members and others as a result of questionnaires that are sent out regularly. This is supplemented by networking and regular contacts.

Databases	Number Identified in Database	% of Total of 407 CH Identified
CHA 1998	322	79%
CHA 2008	298	73%
NHSI	297	73%
Wellcome	175	43%
NHS Choices	311	76%
ERIC	334	82%

The database that yielded the most validate entries was the NHS Estates database, ERIC. This may have been because it included existing, closed and new hospitals of each category. The CHA database for 1998 identified 322 hospitals at the time. The current CHA database records 298 community hospitals. The Wellcome database was used to check for any additional hospitals from archive records that may not have been identified in 1998.

The method adopted enabled us to build on the work that had already been carried out by the Department of Health and the NHSI, by using a structured process that was transparent. The method also enabled us to use our knowledge of community hospitals nationally through our networks and membership.

Additional Facilities

During the searches, additional facilities were identified, and these were predominantly intermediate care and rehabilitation units. Whilst this was not an exhaustive search, it did help to illustrate the increasing range of services. It was noted that facilities involving Health and Social Services were not always located on the 6 NHS databases we were checking, as they were predominantly social care facilities. These 28 facilities that were the result of additional searches brought the number of facilities checked or searched up to 435. The number includes facilities with two entries if they were closed and then replaced.

Facilities	Number
Classic CH - Tracked, current, new & closed	361
On Db but not previously a CH	46
Additional from searches (B,C & D)	28
Total	435

Facilities were then classified accordingly, and those not deemed to meet the criteria for any of the 4 classifications were listed as excluded. These included specialist facilities such as for mental health services, or satellites acute hospital services. Duplications occurred when facilities had undergone name changes during the ten year period, or hospitals had similar names.

Classification	Database	Additional from searches	Total
Classic Community Hospital	335		335
Community Resource Centre	29		29
Community Care Home	7	2	9
Intermediate Care	30	8	38
Excluded	2	18	20
Duplicates	4		4
Total	407	28	435

Therefore 407 entries were validated against all databases with a further 28 facilities were added during the searches, bringing the total to 435.

Lists of Community Hospitals and Community Hospital Type Services

A list of the 361 “tracked” community hospitals is provided in Appendix B, with a number, name, area and status. Appendix C lists SHA and PCT with the number of current classic community hospitals. Appendix D lists classic community hospitals by CHA code, ERIC code, name, area, PCT and SHA.

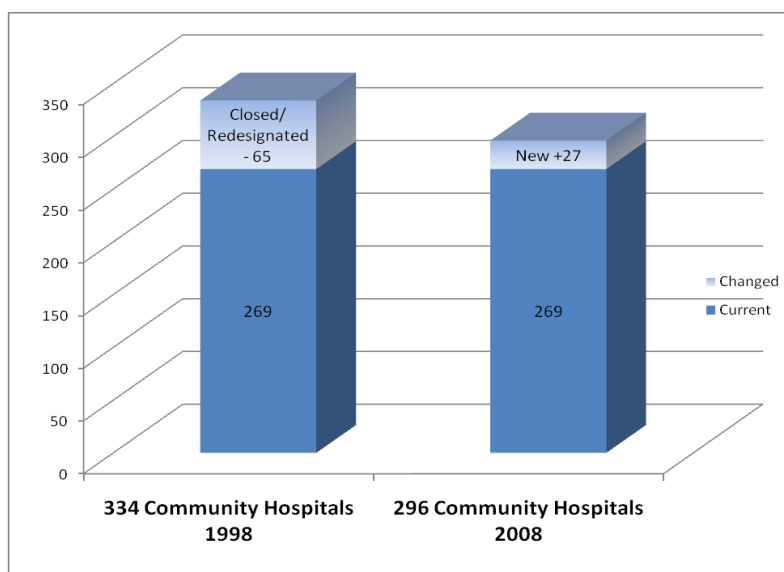
Appendix E lists those facilities that are classified as Community Care Resource Centres, Community Care Homes, and Intermediate Care/Rehabilitation Units by number, name, area, NHS organisation and SHA. The lists for each classification is divided into two parts – the first list is re-designated existing community hospitals (B,C,D), and the second list is an illustration of additional facilities meeting this classification (B+,C+,D+) This appendix also provides a list of excluded facilities by number, name, area, PCT and provides a reason for not including the facility.

Appendix F provides a list of community hospitals in development, which are beyond the scope of this data analysis and is provided for context only. This includes 54 facilities in 3 tables, illustrating developments funded by the Community Hospital Fund, LIFT schemes, and other developments.

Appendix G provides case studies and links to example community hospitals in each of the classifications and categories.

5. CLASSIC COMMUNITY HOSPITALS 1998 and 2008

This section of this study concentrates on community hospitals with beds from 1998 to date. We have tracked 361 named community hospital facilities, and identified those that continue to function, have been redeveloped, have been re-designated, have closed and are newly open. The analysis shows that there were 334 classic community hospitals in 1998, and now there are 296. This represents a loss of 38 classic community hospitals.



In 1998, there were 334 community hospitals. Since that date, 65 communities have experienced changes within their community hospitals, with 39 being closed and 26 being re-designated as either community resource centres (no beds), community care homes or intermediate care facilities. Within the ten year period 27 community hospitals have been opened, either as new builds or re-designations that are new or replacements. The graph shows that 269 community hospitals have remained constant, with a loss of 65 hospitals and an addition of 27 hospitals over the ten year period.

Community Hospitals	Number
Community Hospitals (A) in 1998	334
Closed	-39
Re-designated (B,C,D)	-26
Sub Total	269
Plus new	27
Community Hospitals (A) in 2008	296

65 community hospitals have been re-designated or closed, which represents 20% of the total number of community hospitals in 1998. Therefore 1 in 5 communities have experienced a loss or re-designation of their community hospital. 37 communities have lost their community hospital beds as their hospitals have either closed (21) or become resource centres without beds (16).

The changes in community hospitals are shown below.

Community Hospitals 1998-2008	Number	%
Existing – unchanged	269	80%
Re-designated	26	8%
Closed	39	12%
Total	334	100%

The changes in community hospital type services by the 4 new classifications are 334 classic community hospitals to 322 community hospital type services. These figures relate to the 361 tracked community hospitals only, and do not include the many facilities that may be classified as B, C or D but were not previously community hospitals.

Classification	Community Hospital Type Facility	1998	2008
A	Community Hospital	334	296
B	Community Resource Centre	0	16
C	Community Care Home	0	7
D	Intermediate Care	0	3
	Total	334	322

Case studies and vignettes for community hospitals and community services are provided in Appendix G. These include classic community hospitals, re-designated community hospitals, excluded facilities and those in development. Below are examples of the 296 community hospitals divided into “current” and “new” classic community hospitals.

- **Current Classic Community Hospitals (A)**

The 269 community hospitals designated as “current” are those that are still recorded as being located in the same place with the same configuration of services to include inpatient beds. These hospitals may have undergone building improvements, extensions or redevelopments, but essentially they provide a continuing service to their community. None of these have been recorded as “new build” or replacements although some of them may well have undergone capital improvements. Examples of these include small hospitals such as Felixstowe, Suffolk and Memorial Care Centre in Rye, East Sussex. Larger classic community hospitals include remodelled DGHs such as Edgware Hospital, Barnet.

- **New Classic Community Hospitals**

New Community Hospitals	Number	%
New build	13	48%
Re-modeled (i.e. DGH)	14	52%
Total	27	100%

There are 27 new community hospitals recorded in total. 13 of these are the new buildings that have replaced one or more existing community hospitals. West Berkshire Hospital in Thatcham Berkshire replaced Newbury Hospital. West Mendip Hospital in Somerset replaced Butleigh Hospital and Wells Hospital. 13 new build community hospitals have replaced 18 community hospitals. Examples of these include the Samuel Johnson Hospital in Staffordshire that has replaced 3 community hospitals. 14 are hospitals have been now remodelled as community hospitals that were previously DGHs or other facilities. Examples of these are Queen Mary’s Roehampton and Cirencester Hospital, Gloucestershire. Other examples are Leeds Road Hospital in Bradford and Longridge Hospital in Lancashire.

- **Closed/Re-designated Community Hospitals**

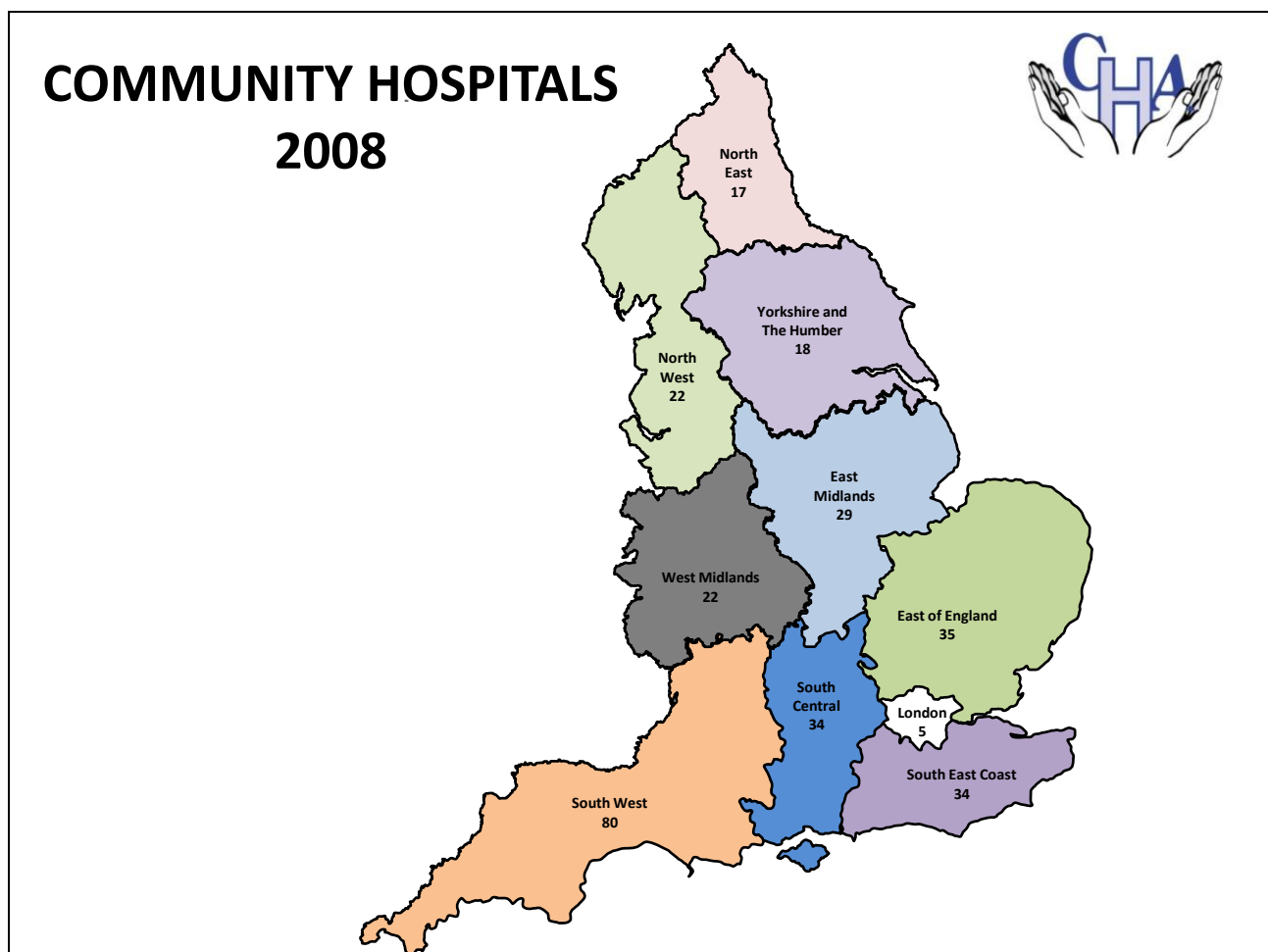
The closure and re-designation of classic community hospitals is detailed below.

Community Hospitals – Closed / Re-designated 1998-2008	No.
Closed	21
Closed for Replacement	18
Change of function – B,C,D	26
Total	65

21 hospitals have been permanently closed. If a community hospital is re-designated as a facility that is not related to community hospital type services (such as mental health unit) it is recorded for the purposes of this exercise as “closed” as a community hospital. Examples of closed community hospitals such as Bradford Upon Avon in Wiltshire, Goscote Hospital Walsall, and the Bartlett Hospital in Suffolk.

Distribution of Current Classic Community Hospitals by SHA (Category A)

The map shows the distribution of classic community hospitals. The number of community hospitals by SHA and PCT is listed in Appendix C.



The South West SHA has over a quarter of the 296 currently recorded classic community hospitals, with a recorded 80 community hospitals. Nearly half of the community hospitals in England (49%) are in the South of the country –namely the South West, South East and South Central SHAs. 6 out of 10 (61%) community hospitals in England are either in the South or East of England.

Strategic Health Authority	Number of Community Hospitals (A)	% of National
South West SHA	80	27%
East of England SHA	35	12%
South Central SHA	34	11%
South East Coast SHA	34	11%
East Midlands SHA	29	10%
North West SHA	22	7%
West Midlands SHA	22	7%
Yorkshire & The Humber SHA	18	6%
North East SHA	17	6%
London SHA	5	2%
Total	296	100%

6. COMMUNITY HOSPITAL-TYPE SERVICES

The previous section identified a reduction in the number of classic community hospitals from 334 to 296 in ten years. This finding needs to be considered in the context of the number of existing and new classifications of community hospital type services such as community resource centres, community care homes and intermediate care/rehabilitation units. The finding also needs to be assessed in the context of the number of community hospitals in development.

- **Community Hospital-Type Facilities (B,C,D)**

26 classic community hospitals have been re-designated to classifications B, C & D.

Classification	Tracked CH
Community Resource Centre	16
Community Care Home	7
Intermediate Care	3
Total	26

16 community hospitals have lost their inpatient beds and now focus on ambulatory care services. These include Fairford Hospital, Gloucestershire and Doddington Hospital, Cambridgeshire.

7 community hospitals have been redeveloped as part of a care home complex, and are now registered with CSCI. An example of this is the Ledbury Health and Community Care Centre in Herefordshire which is a new building that integrates a GP surgery, care home and community hospital facilities. Other community hospitals redeveloped as care homes include Watlington in Oxfordshire and Hoylake Cottage Hospital in Merseyside.

3 community hospitals now style themselves as intermediate care or rehabilitation units and these are Shire Hill Hospital in Derbyshire, Lambeth Community Care Centre in London and Rutson Rehabilitation Unit in Northallerton.

- **Extending the Classifications to Existing Facilities**

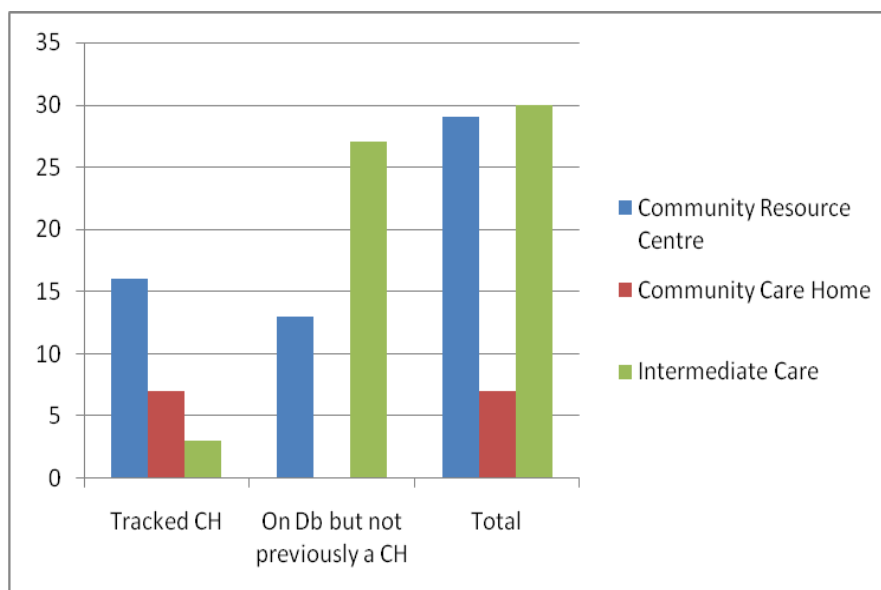
We have identified 26 community hospitals that may now be classified as Community Resource Centres, Community Care Homes or Intermediate Care facilities. In addition to known community hospitals, we have tested the classifications on an additional 50 facilities that have come to our attention during this study, 40 of which were on the database and 10 from additional searches.

Code	Re-designated CH	Additional Facilities from Database	Facilities from Searches	Total
B	16	13		29
C	7		2	9
D	3	27	8	38
Total	26	40	10	76

We have applied the classifications to an illustrative list of 50 facilities that were not previously identified as classic community hospitals. These facilities are assessed to be community hospital-type services, and many have been identified as such by their NHS organisations, or in national programmes.

We have included a brief description of a selection of these, to illustrate how the classification may be applied to new developments and not just for existing and known community hospitals. The inclusion

of these services also helps to illustrate the increasing diversification of community hospital type services. A number of these facilities have been identified as “community hospitals” within national programmes. The graph shows the 66 facilities from the database.



Facilities that have been referred to as community hospital type services and may be categorised as Community Resource Centres (classification B) include Thetford Health Living Centre in Norfolk, Gravesham Community Hospital in Kent, Erith and District Hospital in Sidcup, Bunny Hill Primary Care Centre in Sunderland. These facilities may be extended primary care services or newly built centres that typically incorporate health promotion facilities such as wellness centres.

Facilities that are registered care homes but provide a range of community hospital –type services such as intermediate care, day care, clinics and health promotion include the Neighbourhood Resource Centres in Greenwich. These may be classified as C – Community Care Home.

Facilities that focus on intermediate care and rehabilitation (classification D) include Darley Court Intermediate Care Resource Centre in Bolton, Archway Intermediate Care Centre in York, Lings Bar in Nottingham and Rossall Rehabilitation Unit in Fleetwood.

Further examples of existing facilities that may be classified in this way are included in Appendix E. It is not possible within this study to identify every facility that may be classified as a community care resource centre, community care home or an intermediate care centre, as there are many facilities that would qualify across health and social services. This study has focused on tracking existing community hospital provision as a first stage of testing the four classifications. The additional facilities listed in the Appendix E shows how the classifications may be extended.

- **Community Hospitals in Development**

Community hospitals in development have not been included in the figures, as they have yet to open. This study has concentrated on tracking known community hospitals. However, in order to provide a fuller picture of the national context, it is possible to give an indication of those facilities that are in development. The source for this data includes the national programmes such as the Community Hospital Fund, NHSI, and National Working Group on design guidance for a new Health Building Note. This has been supplemented by internet searches and networking. These hospitals are a combination of new and replacement community hospitals covering all classifications. Where they are replacing an existing and current community hospital, this will already be counted in our data set.

New hospitals that are in development are not included in the figures, as these have yet to be fully open as community hospitals. A selection of new developments is provided in Appendix F, identified by their capital funding source.

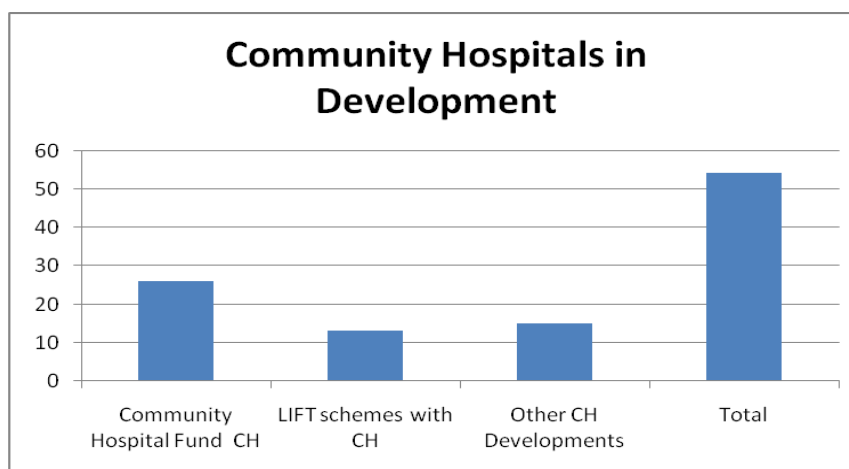
Community Facilities in Development - Examples	Number
Community Hospital Fund	26
LIFT	13
Others	15
Total	54

26 hospitals are included in 23 funded schemes through the Community hospital fund, such as Minehead Community Hospital and New Horizons development in Somerset which integrates health care, sport and leisure, skills and enterprise and education.

Schemes funded through the LIFT programme include Frome Community Hospital in Somerset and Barton Community Health and Care Centre which replaces Barton cottage hospital and health centre with a new integrated centre which includes an extra care scheme for older people.

Examples of developments funded through other sources include the Malmesbury Care Campus, an intermediate and primary care facility, and the Chipping Norton development.

Other schemes identified at an early stage of development include the Reydon and Southwold Healthy Living Centre in Suffolk which will replace Southwold Hospital and GP surgery, Hartismere Hospital in Suffolk, South Petherton in Somerset and Devizes in Wiltshire.



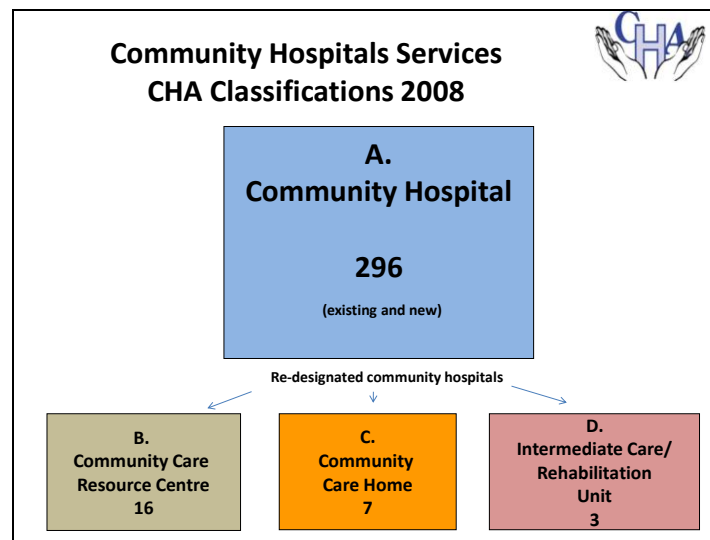
- **Excluded Facilities**

There are a number of facilities that may appear to be styled or named as community hospitals, but have not met our criteria for inclusion in the list as either a “known” community hospital, or a community hospital type facility in accordance with our definitions. These are mainly facilities that are specialist rehabilitation services without the input of primary or community care, or specialist outreach acute hospital facilities. We have listed 20 of these facilities, including Cromer Community Hospital (specialist acute), Cossham Hospital (plans to develop as a community hospital in the future but was acute orthopaedic), and Ogden Court (a combined facility of sheltered housing and intermediate care) and Beighton Community Hospital in Sheffield. We note that some of these services are under review and therefore changes may be pending. These facilities are listed in Appendix E.

7. DISCUSSION OF FINDINGS

Applying Classifications to Known Community Hospitals

There are 296 classic community hospitals in England. 26 classic community hospitals have been reclassified as shown below.



The previous section has illustrated a further 50 facilities that may be designated as classification B, C & D. These were not exhaustive lists, but served to test the classifications and demonstrate the increasing diversity of community hospital type provision.

Emerging Characteristics

From the community hospital type services that have been assessed as part of this study on classifications, some of the emerging characteristics and differences have concerned the client group being catered for, the range of services, and the organisations involved. The lists below give a flavour of the services and facilities.

- A. Community Hospital
 - Local hospital with beds
 - Diagnostic & Treatment facilities
 - Rehabilitation & Intermediate Care
 - Palliative care
 - Unscheduled Care
 - Mental Health
 - Care Pathways
 - Facility for all ages

- B. Community Care Resource Centre
 - Ambulatory Care
 - Wellness & Health Promotion
 - Education

- Community facilities
- Facility for all ages

C. Community Care Home

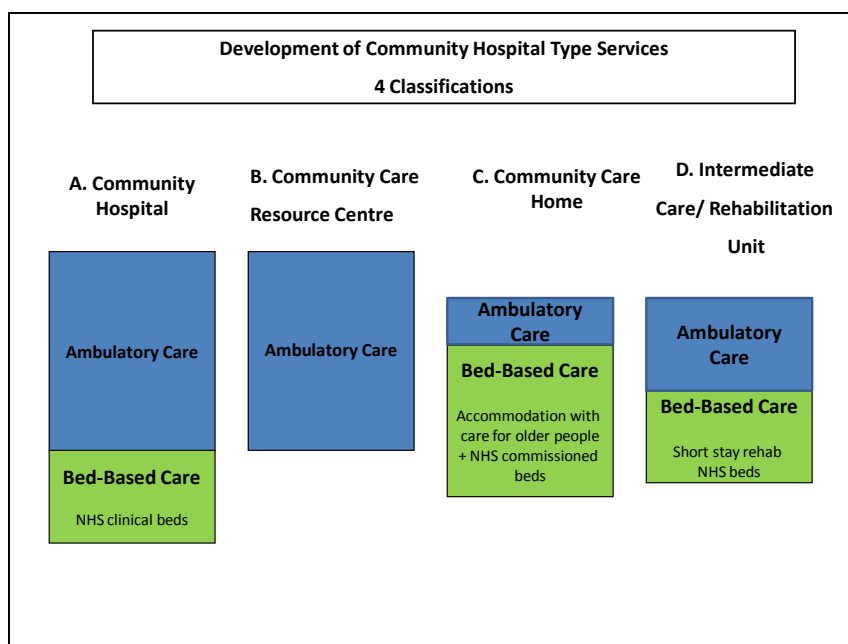
- Accommodation - beds
- Short stay & Respite beds
- Intermediate care
- Day care
- NHS commissioned beds
- Predominantly older people

D. Intermediate Care/Rehabilitation Unit

- Beds – step up & down
- Rehabilitation services
- Clinics – i.e. Falls Clinic
- Day Care
- Predominantly older people

Variation on Services in the Classifications

We have tried to show diagrammatically the different emphases on ambulatory services and inpatient facilities across the four classifications.



Partnership Themes Across the Classifications

The classifications of community hospitals adopted had distinct management and operational differences with an emphasis on partnerships. Community hospitals, that is local hospitals with beds with primary care involvement are typically owned and managed within the NHS. Community Resource Centres, that is local healthcare facilities are typically developed with a public health agenda, and were owned and managed on a partnership model between the NHS, Local Authority and GPs. Additional partners have included housing associations and providers of sports facilities. Community Care Homes are more likely to be owned and managed by a private or voluntary agency and are therefore within the third sector. Intermediate care / rehabilitation units are most commonly

a joint venture between the NHS and Social Services. The increasing range of models of ownership across the statutory and third sector is explored in a publication on the CSIP website.¹⁶

REF	COMMUNITY HOSPITAL SERVICE	PARTNERSHIP THEMES
A	Community Hospital	NHS
B	Community Care Resource Centre	NHS/Local Authority/GP/Third Sector
C	Community Care Home	Third Sector
D	Intermediate Care/Rehabilitation Unit	NHS & Social Services

Further Variations

The 4 classifications have been found to be adequate for classifying community hospital type services for this snap shot exercise for March 2008. However we are mindful of the wider variations in arrangements that may not have been fully captured in these 4 broad classifications. For instance, a number of PCTs are choosing to commission community or intermediate care beds in alternative facilities such as care homes or acute hospitals. This is a way of making community beds available without needing to develop or provide them in a traditional or redeveloped community hospital building. Another example is where community hospital facilities such as diagnostic and treatment facilities are provided in alternative facilities such as independent treatment centres. Therefore local community hospital type services may be available in a range of venues by a diversity of providers, according to local need and circumstance in flexible arrangements. This is an alternative to the integration and co-location of community hospital type services in one facility.

Diversification

There are increasing variations of community hospital type services, with regard to care pathways, client base, service configuration and partnerships. As the the policy of providing care closer to home is pursued, the diversification of community services is emerging according to local need and local circumstances. Where there is n existing community hospital, this can be the focus of integrated health and social care as well as primary, community and appropriate acute care, presenting an opportunity for the co-location of GP practices, inpatient facilities, care home beds, local hospital services and facilities for the whole community.

There are over 50 community hospital type facilities in development, planned as integrated multi-provider facilities with a diversity of partnerships with regard to their development, ownership, management and commissioning. By 2010, the configuration of local community services based around community hospitals should provide local people in many areas with an extended range of locally accessible services.

There is an increasing diversity of community hospitals. Whilst the study has shown how current community hospital type facilities may be classified, there will be a need to further test these classifications, and review them for their appropriateness as further facilities are developed in order to reflect the increasing diversification in the future.

This study focuses on community hospitals in the past (1998) and in the present (2008). The study has also identified future facilities that are in development, as well as facilities that may now be classified in this way. This provides a wider context to the study.

¹⁶ CSIP Tucker 2006 Models of Ownership of Community Hospitals
<http://www.cat.csip.org.uk/library/docs/comhosp/documents/Community-Hospitals-Models-of-Ownership.pdf>

8. FUTURE PROFILING

Introduction

As community hospitals and community services are developing and increasing in diversity, there is a need to design a data capture system that will enable regular, routine recording in order to track these facilities. The first part of this study was to identify community hospitals and community hospital type facilities. This second part of the study is to provide suggestions on appropriate data recording.

Data Capture for Community Hospital Profiling

We have developed a format for developing a database on community hospitals within the Steering Group, and worked with PCT senior managers in order to develop and test these principles.

This work has involved profiling community hospitals by recording information such as ownership, management, services and providers. This process has helped to build a specification for regular and routine data capture that may be considered for future adoption. The data is concerned with the profile of services and facilities, and excludes data such as activity and costs. We have also concentrated on the buildings and the services within these buildings.

The CHA would recommend that the next stage, following on from this study, would be to further test the data and profiling tool within the Department of Health and with relevant stakeholders and agencies before taking to SHA Community Hospital Leads across England for further testing and development within SHAs and PCTs.

Objective

The objective for suggesting data capture requirements are understood to be to identify and classify community hospital services. Once this is developed, further applications may be to assess capacity and productivity, and to start the process for measuring outcomes and benefits.

Context

The Department of Health has requested some suggestions for identifying and tracking community hospital-type facilities in the future, taking account of the increasing diversification. The profiling exercise has helped to identify the key characteristics of the service, thereby leading to some suggestions for data recording for identification.

Community hospital services are predominantly multi-provider units that function as repositories for services provided by a number of organisations both within and outside of the NHS. As local community facilities they can offer a range of services involving many providers, commissioners and community organisations. The suggestions below have been designed to capture the full range of services and facilities offered to local communities. The data capture system has also been designed to help in the designation of community hospital services by 4 classifications used in this study. It is anticipated that further diversification of the models will arise as hybrid arrangements develop. However, these 4 classifications are considered appropriate for the current time.

Summary of Proposed Data Capture

SUGGESTIONS - FUTURE IDENTIFICATION & TRACKING OF COMMUNITY HOSPITAL SERVICES	
INFORMATION	DETAILS
Identification	Name & Town - Address, telephone, email & web
Contact	Organisation Owning & Managing Facility Regulatory Authority
Pathway of Care	Intermediate care, palliative care etc Client group – whole community / older people etc.
Services	Clinics, beds, diagnostics, day surgery etc.
Facilities	Community teams base, Wellness centre, Cafe, Nursery etc
Providers	PCT, NHS Hospital Trust, Social Services, Voluntary agencies, private practitioners etc
Commissioners	PCT, Practice-based commissioners, Local Authority, private patients etc.
Associated Services on site	Care home, Day care, GP practice, Hospice etc.
Contracts	Leased space/ sessional rental/contracted services Direct provision or Hosted Service

Data Capture Form

A form has been designed to capture high level profile information on community hospital services and covers the following sections:

1. Identification
2. Contact
3. Pathways of Care
4. Services
5. Facilities
6. Providers
7. Commissioners
8. Associated Services on the site
9. Contracts

The context and rationale for each section is given below. It is envisaged that a template form would be available electronically, and that completion of the form would be simplified through the use of options in drop down boxes wherever possible. Attention would need to be given to the feasibility of the form being downloaded, completed and then submitted electronically in preference to being completed online.

a) Identification

Community hospitals are typically known by the area in which they are located, as well as by their name. For instance, the Memorial Care Centre, Rye, or the Victoria Hospital, Emsworth. Therefore, it is helpful to have the location and name as the first items to record. This may then be followed by the full address and contact details. Each community hospital needs to be accorded a unique identifier. This method has been adopted for GP surgeries and other facilities, and simplifies identification. This is particularly relevant for example where hospitals have similar names or have changed their names. The study initially adopted the ERIC capital estates

number, which included a reference to the site as well as the PCT. This approach is appropriate for NHS facilities only, and does not offer a code for independent or partnership facilities.

There may also be confusion when there is a collection of sites and buildings for one hospital. For the purposes of this study the CHA devised a simple identification system based on the first two letters of the hospital, an abbreviation for the relevant SHA followed by a number. The system has the advantage of being readily identified and appropriate to all. It has been used as a working method for this study. Although the final decision on the unique identifier has yet to be made, the need for a unique identifier has been established within the DH Steering Group.

Community Hospital	Details
Name	
Address	
Post code	
Tel No.	
Fax. No.	
Email	
Web	
Unique Number	

b) Contact

The diversification of community hospitals means that the owners of the facility may range from a PCT, NHS Hospital Trust, LIFT Company, Social Enterprise, independent company or any combination. The managing organisation may not be the same as the owner of the facility. The majority are understood to be owned and managed by PCTs, but an allowance needs to be made for the increasing variations.

Identifying the regulatory authority is a helpful way of classifying each community hospital-type service. NHS community hospitals with beds will be regulated by the Healthcare Commission, as will independent local hospitals with beds. Intermediate care facilities or rehabilitation units will be either Healthcare Commission or CSCI, depending on the ownership and management, as these facilities are typically partnerships between health and social care. Community Care homes with commissioned NHS beds are predominantly regulated by CSCI. The form will need to identify the person completing the form, and to prompt an annual review to reflect the changes in services and facilities.

Contact	Details
Owner Organisation	
Managing Organisation	
Regulatory Authority	
Person Completing Form	
Designation	
Contact Details	
Date	
Date for Review 12 mths	

c) Partners/ Associated Services

A number of community hospital services are developing with associated services and facilities on the site, and may be styled as a "Health Campus" or "Health Village." This may be particularly relevant where the hospital site has been redeveloped to enhance the sustainability of the overall facility. For instance, the newly developed Barton Hospital is owned by Shaw Homes and includes very sheltered housing.

Partners / Associated Services on site	Details
Care Home	
Day Care	
Sheltered Housing	
Diagnostic & Treatment Centre	
Hospice	
GP practice	

d) Providers

The range of providers within any community hospital is extending as the market is opened up to alternative health and social care organisations. PCT providers typically provide beds, minor injuries services, community clinics and community teams. PCT arms-length provider services may be transformed into new organisations. NHS Hospital Trusts have traditionally provided outreach services such as specialist clinics, surgery and diagnostics. Other organisations may provide a range of ambulatory services such as day care and community facilities. GPs may choose to locate some of their primary health care services within a community hospital. Alternatively, some GPs may offer clinics as GPs with a special interest.

Providers	Name
Primary Care Trust	
NHS Hospital Trust	
NHS Foundation Trust	
NHS Mental Health Trust	
Social Services	
Private Organisation	
Voluntary Agency	
Independent practitioner	
GP Practice	
<i>other (please specify)</i>	

e) Commissioners

PCTs are the main commissioners for community-based services, working with GPs working in practice-based commissioning groups. NHS Hospital Trust may sub-contract services such as inpatient beds on a split tariff basis. The Local Authority Social Services may commission services such as day care. Patients may choose to pay for the service directly or in some cases through insurance cover.

Commissioners	Name
Primary Care Trust	
Practice-B Commissioners	
NHS Hospital Trust	
Social Services	
Private	
<i>other (please specify)</i>	

f) Funders

A characteristic of a community hospital is the high level of financial support from local residents, which may be organised through a Hospital League of Friends, individual donations, or through a new Community Interest Company acting as a Social Enterprise. In many cases, community funding has contributed substantially to new developments, building extensions, clinical equipment and upgrading facilities. This data is not currently collected, and yet is a significant factor in local facilities. As community hospital services diversify, their scope for attracting funding increases. For instance, there are examples of funds being attracted through the Rural Commission, Sports funds, and Housing Associations. Capital funds for building the new Pershore Hospital came from the Town Council. The Bunny Hill Resource Centre attracted funds from the Sports Council.

Funders	Name
League of Friends	
Social Enterprise	
Patient donations	
Other voluntary groups (Rotary etc)	
<i>other (please specify)</i>	

g) Services

Community hospitals typically offer a combination of inpatient and ambulatory care services. Many hospitals have a focus on intermediate care and rehabilitation. The identification of each of the services offered helps to classify the facility. A more detailed form is then completed for each service, showing the level of service (such as number of beds, number of clinic sessions per month), whether the service is commissioned from the organisation managing the community hospital or whether space is leased for the service, and the names of the provider and commissioning organisations.

Services	Please tick
Inpatients (designation such as palliative care, maternity, intermediate care etc)	
Unscheduled care – MIU	
Clinics – specialist	
Clinics – community	
Rehabilitation	
Diagnostic services (e.g. X-ray)	
Day Surgery/ Treatment	
Day Care	
Maternity	
Children’s Centre	
Walk-in-Centre	
other (please specify)	

h) Facilities

Community hospitals have typically been the location for a variety of community facilities, particularly in rural situations where co-location is a particular advantage. Facilities for voluntary organisations may include rooms for self-help group meetings, classes and education sessions. Teams of staff may use the hospital as an administrative base, and this may include NHS/Social Services community teams, as well as volunteers such as for home support and meals on wheels. A number of hospital sites accommodate facilities such as a pharmacy, nursery and gym such as at Evesham. Identifying the whole spectrum of services and facilities helps to identify the full contribution that the community hospital makes to the community.

Facilities	Please tick
Base for Community Teams	
Base for voluntary agencies	
Host for GP out-of-hours	
Community café	
Training facilities	
Community rooms	
Patient resource centre	
Gym	
Nursery	
Pharmacy	
other (please specify)	

i) Pathways of Care

Community hospitals have previously been described as a “bridge” between primary care and acute care, and considered to be an extension of primary care. As primary care expands, and acute care becomes more specialist, the role and function of community hospitals has become more defined in some cases. There are hospitals that offered a wide range of services to the whole community, and would tick each of the boxes for pathways of care. There are others that have focused their role into intermediate care. Others may function more as a satellite to an acute DGH, and therefore have a more acute or sub-acute focus. The identification of the pathways of care will help in the classification of community hospitals over time.

Pathways of Care	Please tick
Intermediate care	
Rehabilitation	
Palliative care	
Unscheduled care	
Acute care	
Surgical care	
Social Care	
Mental Health	
Health promotion	
Long term conditions	
<i>other (please specify)</i>	

Summary on Data Capture

Community hospital services are typically small local facilities that have a complex range of contracts, providers, commissioners and hosting arrangements. The range of services and facilities, number of associated organisations, and complexity of contracts means that capturing the essence of each facility requires a sophisticated recording system. Currently much of the benefit of local service is not identified or measured, and therefore the full impact of these local facilities not appreciated. Given the policy commitment to extend capacity in local community health care facilities in order to support “care closer to home”, it will be critical to be able to identify community hospitals, record their service configuration, appreciate their range of facilities, measure their activity and productivity, and start to assess the contribution to the health and wellbeing of the population served.

The scope of this part of the study has been restricted to data capture for the service configuration, and does not at this stage include service activity or cost.

This suggested high level data capture system has been based on learning from this study. This represents a first stage of a process which will require further refinement and alignment with existing systems. Further decisions will need to be made regarding the most appropriate means of capturing the data, which organisations record the activity, and how the data is converted to useable information across the statutory and third sectors. As community hospitals diversify further by expanding their services within and beyond traditional health and care services, the data capture will become even more of a challenge.

9. RECOMMENDATIONS

We recommend:

1. A process whereby the database and classifications can be further tested and validated, involving SHA Community Hospital Leads Managers.
2. Further development and testing of suggested data capture requirements for identifying and tracking community hospital services
3. An ongoing review of classifications to reflect dynamic situation.
4. A study of the changes in the services within community hospitals, and in particular the changes to inpatient facilities.
5. A dissemination process for this study to raise the profile of community hospital services, and illustrate the increasing diversification.

10. CONCLUSION

334 classic community hospitals were recorded in 1998 and in 1998 this is now 296. Over the ten years, 65 of these have changed. 39 community hospitals have closed, of which 18 have closed for redevelopment. 27 new or replacement community hospitals have been recorded, and there are further new developments pending. 26 of these have been developed as care homes, intermediate care services or resource centres without beds.

In addition to tracking and classifying known community hospitals from 1998, we have also listed 50 other facilities that may be classified in this way in order to test the classifications and to illustrate the diversification of community based primary and community care facilities. Very many more facilities are being created within communities, such as extended clinics, GP surgeries or care homes. Developments are being styled in a number of ways including as primary care centres, community care centres, health villages, integrated health and social care centres, and wellness centres. This is a dynamic situation, as new pathways, partnerships and services are being explored. We continue to assess the national situation through our networks and national sources.

We believe that the 4 dimension classification system is helpful in identifying the variation in community hospital type services for this snap shot exercise. It will need to be reviewed regularly and developed to reflect the extending range of service models. As the implementation of "Care Closer to Home" continues, we are witnessing increasing diversity in how capacity is created within primary, community and social care services, and where community hospitals have a role to play in providing a focus for integrated services. Studies on measuring capacity, performance and productivity are already part of the wider programme for Community Hospitals nationally.

We have been as rigorous as possible in undertaking this study but we recognise that there may be misinterpretations regarding community hospitals and their status. The responsibility rests with the Steering Group. We recognise the need for further validation and continuous updating, particularly in such a dynamic situation where the level of change is unprecedented in the 100 year history of community hospitals in England.

This study has focused on identifying and counting the classifications of community hospital type services, and has not undertaken an analysis of changes in service configuration within each hospital. From the CHA database we would anticipate that this would show significant changes, with an overall reduction in community hospital beds and increases in ambulatory care services. This research would show a fuller picture of the changes in community based services. We suggest an analysis of the changes to local community hospital services, and an ongoing review to reflect the dynamic situation.

We hope that this study is a helpful step in identifying the number and range of community hospital type services, and provides a basis for designing a system to capture this information regularly and routinely.

APPENDIX A STEERING GROUP

Department of Health

John Pope	Head of Community Hospitals Programme
David Gilbert	Commissioning and System Management Directorate

Community Health Partnerships

Graham Spence	LIFT Innovation Programme & Knowledge Transfer Manager
---------------	--

Community Hospitals Association

Helen Tucker	Vice President
Barbara Moore	Chief Executive Officer
Jan Marriott	Vice Chair
Suzanne Jones	Treasurer
Trish Jay	Committee

APPENDIX B TRACKING 361 COMMUNITY HOSPITALS FROM 1998-2008

Number	2008	Area	Status
1	Abingdon Community Hospital	Abingdon	Current
2	Accrington Victoria Community Hospital	Accrington	Current
3	Alcester Hospital	Alcester	Current
4	Aldeburgh and District Community Hospital	Aldeburgh	Current
5	Alfred Bean Hospital	Driffield	Current
6	All Hallows Hospital (Ind)	Bungay	Current
7	Alnwick Infirmary	Alnwick	Current
8	Alton Community Hospital	Alton	Current
9	Altrincham General Hospital	Altrincham	Resource
10	Andover War Memorial Community Hospital	Andover	Current
11	Arundel & District Hospital	Arundel	Current
12	Ashburton and Buckfastleigh Hospital	Ashburton	Current
13	Ashby & District Hospital	Ashby de la Zouch	Current
14	Ashfield Hospital	Kirkby in Ashfield	Current
15	Ashurst Hospital, Snowden House	Southampton	Closed
16	Axminster Hospital	Axminster	Current
17	Babington Hospital	Babington	Current
18	Bartlett Hospital, Felixstowe	Felixstowe	Closed
19	Barton Cottage Hospital	Barton under Needwood	Current
20	Bealey Community Hospital	Radcliffe	Current
21	Beccles and District War Memorial Hospital	Beccles	Current
22	Berkeley Hospital	Berkeley	Current
23	Berwick Infirmary	Berwick on Tweed	Current
24	Bexhill Hospital, Irvine Unit	Bexhill	Current
25	Bicester Community Hospital	Bicester	Current
26	Bideford and Torridgeside Hospital	Bideford	Current
27	Biggleswade Hospitals	Biggleswade	Current
28	Bishops Castle	Bishops Castle	Current
29	Blandford Community Hospital	Blandford Forum	Current
30	Bletchley Community Hospital	Bletchley	Current
31	Blyth Community Hospital	Blyth	Current
32	Bognor Regis War Memorial Hospital	Bognor Regis	Current
33	Bolsover Hospital	Bolsover	Current
34	Bovey Tracey Hospital	Bovey Tracey	Current
35	Brackley Hospital (Ind)	Brackley Hospital Trust	Care Home
36	Bradford on Avon	Bradford on Avon	Closed
37	Brampton War Memorial Community Hospital	Brampton	Current
38	Bridgnorth Hospital	Bridgnorth	Current
39	Bridgwater Community Hospital	Bridgwater	Current
40	Bridlington and District Hospital	Bridlington	Current
41	Bridport Community Hospital	Bridport	Current
42	Brixham Hospital	Brixham	Current
43	Bromyard Community Hospital	Bromyard	Current
44	Buckingham Hospital	Buckingham	Current
45	Budleigh Salterton Hospital	Budleigh Salterton	Current
46	Burford Hospital	Burford	Closed
47	Burnham-on-Sea Hospital	Burnham-on-Sea	Current
48	Butleigh Cottage Hospital	Glastonbury	Closed
49	Buxton Hospital	Buxton	Current
50	Cambourne and Redruth Hospital	Redruth	Current
51	Carshalton Hospital	Carshalton	Closed
52	Carter Bequest Hospital	Middlesbrough	Current
53	Castleberg Community Hospital	Settle	Current
54	Caterham Dene Hospital	Caterham	Current
55	Cavendish Hospital	Buxton	Current
56	Chalfonts & Gerrards Cross Hospital	Gerrards Cross	Current
57	Chard and District Hospital	Chard	Current

CHA Community Hospitals in England

58	Chase Community Hospital	Bordon	New
59	Cheadle Hospital	Cheadle	Current
60	Chesham Hospital	Chesham	Closed
61	Chester-le-Street Community Hospital	Chester le Street	New
62	Chippenham Community Hospital	Chippenham	Current
63	Chipping Norton Community Hospital	Chipping Norton	Current
64	Cirencester Hospital	Cirencester	New
65	Clacton & District Hospital	Clacton on Sea	Current
66	Claycross Community Hospital	Clay Cross	Current
67	Clevedon Hospital	Clevedon	Current
68	Clitheroe Community Hospital	Clitheroe	Current
69	Coalville Community Hospital	Coalville	Current
70	Cobham Hospital	Cobham	Resource
71	Cockermouth Cottage Hospital	Cockermouth	Current
72	Congleton War Memorial Hospital	Congleton	Current
73	Coquetdale Cottage Hospital	Rothbury	Closed
74	Corby Community Hospital	Corby	Current
75	Cranleigh Community Village Hospital	Cranleigh	Resource
76	Crediton Hospital	Crediton	Current
77	Crewkerne Hospital	Crewkerne	Current
78	Crowborough War Memorial Hospital	Crowborough	Current
79	Danetre Hospital	Daventry	Current
80	Dartmouth and Kingswear Hospital	Dartmouth	Current
81	Dawlish Community Hospital	Dawlish	Current
82	Dellwood Community Hospital	Reading	Closed
83	Dene Barton Community Unit	Taunton	New
84	Dereham Hospital	East Dereham	Current
85	Devizes Hospital	Devizes	Resource
86	Didcot Community Hospital	Didcot	Current
87	Dilke Memorial Hospital	Cinderford	Current
88	District Hospital, Okehampton	Okehampton	Closed
89	Doddington Community Hospital	Doddington	Resource
90	Dorking Community Hospital	Dorking	Current
91	East Cleveland Hospital	Brotton	Current
92	East Cornwall Hospital (Bodmin)	Bodmin	Current
93	Eccleshill Community Hospital	Bradford	New
94	Edenbridge and District War Memorial Hospital	Edenbridge	Current
95	Edgware Community Hospital	Edgware	Current
96	Edward Hain Memorial Hospital	St Ives	Current
97	Ellen Badger Community Hospital	Shipston on Stour	Current
98	Ellesmere Port Hospital	Whitby	Current
99	Enfield Community Care Centre	Enfield	Current
100	Evesham Community Hospital	Evesham	Current
101	Exmouth Hospital	Exmouth	Current
102	Fairford Hospital	Fairford	Resource
103	Falmouth Community Hospital	Falmouth	Current
104	Farnham Community Hospital	Farnham	Closed
105	Farnham Hospital and Centre for Health	Farnham	New
106	Faversham Cottage Hospital	Faversham	Current
107	Feilding Palmer Hospital	Lutterworth	Current
108	Felixstowe General Hospital	Felixstowe	Current
109	Fenwick Hospital	Lyndhurst	Resource
110	Finchley Memorial Hospital	North Finchley	Current
111	Fleet Community Hospital	Fleet	Current
112	Fleetwood Hospital	Fleetwood	Current
113	Fordingbridge Hospital	Fordingbridge	Current
114	Fowey District Hospital	Fowey	Current
115	Frank James Hospital	East Cowes	Closed
116	Goscote Hospital	Goscote	Closed
117	Gosport War Memorial Hospital	Gosport	Current
118	Guisborough General Hospital	Guisborough	Current

CHA Community Hospitals in England

119	Halstead Hospital	Halstead	Current
120	Haltwhistle War Memorial Hospital	Haltwhistle	Current
121	Hammerwich Hospital	Hammerwich	Closed
122	Harpenden Memorial Hospital	Harpenden	Current
123	Hartismere Hospital, Eye	Eye	Resource
124	Harwich & District Hospital	Harwich	Closed
125	Haslemere and District Hospital	Haslemere	Current
126	Havant War Memorial Hospital	Havant	Current
127	Hawkhurst Cottage Hospital	Hawkhurst	Current
128	Heanor Memorial Hospital	Heanor	Current
129	Helston Community Hospital	Helston	Current
130	Herts & Essex Hospital	Bishops Stortford	New
131	Hinckley & District Hospital	Hinckley	Current
132	Holbeach & East Elloe Hospital (Ind)	Holbeach	Care Home
133	Holme Valley Memorial Hospital	Holmfirth	Current
134	Holsworthy Hospital	Holsworthy	Current
135	Honiton Hospital	Honiton	Current
136	Horn Hall Hospital	Bishop Auckland	Closed
137	Hornsea Cottage Hospital	Hornsea	Current
138	Horsham Hospital	Horsham	Current
139	Hoyle Cottage Hospital (Ind)	Hoyle	Care Home
140	Hythe Hospital	Hythe	Current
141	Ilfracombe & District Tyrrell Hospital	Ilfracombe	Current
142	Ilkeston Community Hospital	Ilkeston	Current
143	John Coupland Hospital	Gainsborough	Current
144	Johnson Hospital	Spalding	Current
145	Kelling Hospital	Kelling	Current
146	Keswick Community Hospital (M Hewetson)	Keswick	Current
147	Keynsham Hospital	Keynsham	Closed
148	King Edward 7th Hospital	Windsor	Current
149	Kington Community Hospital	Kington	Care Home
150	Knutsford and District Community Hospital	Knutsford	New
151	Lambert Memorial Hospital	Thirsk	Current
152	Lambeth Community Care Centre	London	Intermediate
153	Lamellion Hospital	Liskeard	Closed
154	Launceston General Hospital	Launceston	Current
155	Leatherhead Hospital	Leatherhead	Current
156	Ledbury Cottage Hospital	Ledbury	Care Home
157	Leeds Road Community Hospital	Bradford	New
158	Leek Moorlands Hospital	Leek	Current
159	Leominster Community Hospital	Leominster	Current
160	Liskeard Community Hospital	Liskeard	New
161	Littlehampton Hospital	Littlehampton	Closed
162	Livingstone Hospital	Dartford	Current
163	Longridge Community Hospital	Longridge	New
164	Longton Cottage Hospital	Longton	Current
165	Loughborough Community Hospital	Loughborough	Current
166	Lowestoft and North Suffolk Hospital	Lowestoft	Current
167	Lucy Baldwin Unit	Stourport on Severn	Closed
168	Ludlow Community Hospital	Ludlow	Current
169	Lydney and District Hospital	Lydney	Current
170	Lymington Hospital & Infirmary	Lymington	Current
171	Lynton Community Hospital	Lynton	Resource
172	Lytham Hospital	Lytham St Annes	Closed
173	Malmesbury Community Hospital	Malmesbury	Closed
174	Malton, Norton and District Hospital	Malton	Current
175	Malvern Community Hospital	Malvern	Current
176	Mansfield Community Hospital	Mansfield	Current
177	Market Harborough & District Hospital	Market Harborough	Current
178	Marlow Community Hospital	Marlow	Current
179	Melksham Community Hospital	Melksham	Resource

CHA Community Hospitals in England

180	Melton Hospital	Melton Mowbray	New
181	Midhurst Community Hospital	Midhurst	Current
182	Milford Community Hospital	Milford on Sea	Current
183	Milford Hospital	Godalming	Current
184	Millom Community Hospital	Millom	Current
185	Minehead Hospital	Minehead	Current
186	Molesey Hospital	Molesey	Current
187	Moore Cottage Hospital	Bourton on the Water	Current
188	Moorgreen Hospital	Southampton	Current
189	Moreton District Hospital	Moreton in Marsh	Current
190	Moretonhampstead Hospital	Moretonhampstead	Current
191	Morpeth Cottage Hospital	Morpeth	Current
192	New Epsom & Ewell Cottage Hospital	Epsom	Current
193	Newbury Community Hospital	Newbury	Closed
194	Newholme Hospital	Bakewell	Current
195	Newmarket Hospital	Newmarket	Current
196	Newquay and District Hospital	Newquay	Current
197	Newton Abbott Hospital	Newton Abbott	Current
198	Newton Community Hospital	Newton le Willows	Current
199	North Cambridgeshire Hospital	Wisbech	Current
200	North Walsham War Memorial Hospital	North Walsham	Current
201	Northgate Hospital (James Paget Hospital)	Great Yarmouth	Current
202	Northwood & Pinner Community Hospital	Northwood	Closed
203	Norwich Community Hospital	Norwich	New
204	Odiham Cottage Hospital	Odiham	Current
205	Okehampton Community Hospital	Okehampton	New
206	Ongar War Memorial Hospital	Ongar	Current
207	Ottery St Mary Hospital	Ottery St Mary	Current
208	Oxford Community Hospital	Headington	Current
209	Oxted & Limpsfield Hospital	Oxted	Closed
210	Paignton Hospital	Paignton	Current
211	Palmer Community Hospital	Jarrow	Current
212	Passmore Edwards Hospital	Liskeard	Closed
213	Patrick Stead Hospital	Halesworth	Current
214	Paulton Hospital	Paulton	Current
215	Pendle Community Hospital	Pendle	Current
216	Penrice Hospital	St Austell	Closed
217	Penrith & Eden Community Hospital	Penrith	Current
218	Pershore Cottage Hospital	Pershore	Current
219	Peterlee Community Hospital	Peterlee	Current
220	Petersfield Hospital	Petersfield	Current
221	Poltair Hospital	Penzance	Current
222	Portland Hospital	Portland	Current
223	Potters Bar Community Hospital	Potters Bar	Current
224	Princess of Wales Community Hospital	Bromsgrove	Current
225	Princess of Wales, Ely	Ely	Current
226	Queen Marys Hospital	Roehampton	New
227	Queen Victoria Hospital	East Grinstead	Current
228	Queen Victoria Memorial Hospital, Herne Bay	Herne Bay	Current
229	Queen Victoria Memorial Hospital, Welwyn	Welwyn	Current
230	Ribchester Hospital	Ribchester	Closed
231	Richardson Hospital	Barnard Castle	Current
232	Richmond Victoria Hospital	Richmond	Closed
233	Ripley Hospital	Ripley	Current
234	Ripon Community Hospital	Ripon	Current
235	Romsey Hospital	Romsey	Current
236	Ross Community Hospital	Ross on Wye	Current
237	Rothbury Hospital (Coquetdale Cottage Hospital)	Morpeth	New
238	Royal Victoria Hospital	Folkestone	Current
239	Royston & District Hospital	Royston	Current
240	Ruth Lancaster James Cottage Hospital	Alston	Current

CHA Community Hospitals in England

241	Rutland Memorial Hospital	Oakham	Current
242	Rutson Rehabilitation Centre	Northallerton	Intermediate
243	Saffron Walden Community Hospital	Saffron Walden	Current
244	Samuel Johnson Hospital	Lichfield	New
245	Savernake Hospital	Marlborough	Current
246	Seaton and District Community Hospital	Seaton	Current
247	Sedgefield Community Hospital	Sedgefield	Current
248	Selby War Memorial Hospital	Selby	Current
249	Sevenoaks Community Hospital	Sevenoaks	Current
250	Sheppey Community Hospital	Minster on Sea	Current
251	Shepton Mallet Community Hospital	Shepton Mallett	Current
252	Shipley Hospital	Shipley	Current
253	Shire Hill Hospital	Old Glossop	Intermediate
254	Shotley Bridge Community Hospital	Shotley Bridge	Current
255	Sidmouth Victoria Hospital	Sidmouth	Current
256	Sir Alfred Jones Memorial Hospital	Garston	Current
257	Sir Robert Peel Hospital	Tamworth	Current
258	Sittingbourne Memorial Hospital	Sittingbourne	Current
259	Skegness and District Hospital	Skegness	Current
260	Skipton General Hospital	Skipton	Current
261	South Hams Hospital	Kingsbridge	Current
262	South Molton Community Hospital	South Molton	Current
263	South Petherton Hospital	South Petherton	Resource
264	Southwold & District Hospital	Southwold	Current
265	St Austell & District Hospital	St Austell	Closed
266	St Austell Community Hospital	St Austell	New
267	St Barnabas Hospital	Saltash	Current
268	St Charles Hospital, Phoenix Unit	London	Closed
269	St Leonards Hospital	Wimborne	Current
270	St Lukes Hospital	Market Harborough	New
271	St Margarets Hospital	Epping	New
272	St Mark's Hospital	Maidenhead	Current
273	St Marys & War Memorial Hospital	Melton Mowbray	Closed
274	St Mary's Hospital	St Marys, Isles of Scilly	Current
275	St Michael's Hospital, Aylsham	Aylsham	Current
276	St Michaels Hospital, Braintree	Braintree	Current
277	St Michaels Hospital, Lichfield	Lichfield	Closed
278	St Monica's Hospital	Easingwold	Current
279	St Oswald's Hospital	Ashbourne	Current
280	St Peters Hospital	Maldon	Current
281	Stead Memorial Hospital	Redcar	Current
282	Stratford-upon-Avon Hospital	Stratford on Avon	Current
283	Stratton Hospital	Bude	Current
284	Stroud General Hospital	Stroud	Current
285	Surbiton Hospital	Surbiton	Resource
286	Sutton Cottage Hospital	Sutton Coldfield	Current
287	Swaffham Community Hospital	Swaffham	Current
288	Swanage Community Hospital	Swanage	Current
289	Tarporley War Memorial Hospital	Tarporley	Current
290	Taunton Community Hospital	Taunton	Closed
291	Tavistock Hospital	Tavistock	Current
292	Teddington Memorial Hospital	Teddington	Current
293	Teignmouth Hospital	Teignmouth	Current
294	Tenbury Community Hospital	Tenbury Wells	Current
295	Tetbury Hospital (Ind)	Tetbury	Resource
296	Tewkesbury Hospital	Tewkesbury	Current
297	Thame Community Hospital	Thame	Current
298	The Friary Community Hospital	Richmond	New
299	The Fryatt Hospital)	Harwich	New
300	The Memorial Care Centre (Ind)	Rye	Current
301	Thornbury Hospital	Thornbury	Current

CHA Community Hospitals in England

302	Thurrock Community Hospital	Grays	Current
303	Tindale Crescent	Bishop Auckland	Closed
304	Tiverton & District Hospital	Tiverton	Current
305	Tonbridge Cottage Hospital	Tonbridge	Current
306	Torrington Cottage Hospital	Torrington	Current
307	Totnes Community Hospital	Totnes	Current
308	Townlands Hospital	Henley on Thames	Current
309	Trowbridge Hospital	Trowbridge	Current
310	Uckfield Community Hospital	Uckfield	Current
311	Ulverston Hospital	Ulverston	Closed
312	Upton Hospital	Slough	Current
313	Verrington Hospital	Wincanton	Current
314	Victoria Cottage Hospital	Emsworth	Resource
315	Victoria Cottage Hospital, Maryport	Maryport	Current
316	Victoria Deal & Walmer Memorial Hospital	Deal	Current
317	Victoria Hospital Lichfield	Lichfield	Closed
318	Victoria Hospital, Frome	Frome	Current
319	Victoria Hospital, Lewes	Lewes	Current
320	Victoria Hospital, Wimborne	Wimborne	Current
321	Victoria Infirmary, Northwich	Northwich	Current
322	W J Courtauld Hospital	Braintree	Current
323	Wallingford Community Hospital	Wallingford	Current
324	Walnuttree Hospital	Sudbury	Current
325	Walton Community Hospital	Walton on Thames	Current
326	Walton Hospital	Walton	Current
327	Wantage Community Hospital	Wantage	Current
328	Wareham Community Hospital	Wareham	Current
329	Warminster Hospital	Warminster	Current
330	Watlington Hospital	Watlington	Care Home
331	Weardale Community Hospital	Bishop Auckland	New
332	Welland Hospital	Spalding	Current
333	Wellington Cottage Hospital	Wellington	Current
334	Wells & District Cottage Hospital	Wells next Sea	Closed
335	Wells & District Hospital	Wells	Closed
336	Wells & District Hospital & Hospice (Ind)	Wells next Sea	New
337	Wembley Community Hospital	Wembley	Resource
338	West Berkshire Community Hospital	Thatcham	New
339	West Mendip Hospital	Glastonbury	New
340	West View Hospital	Tenterden	Care Home
341	Westbury Hospital	Westbury	Resource
342	Western Community Hospital	Southampton	Current
343	Westminster Memorial Hospital	Shaftesbury	Current
344	Westwood Hospital	Beverley	Current
345	Weybridge Community Hospital & PCC	Weybridge	Current
346	Weymouth Community Hospital	Weymouth	New
347	Whipton Hospital	Exeter	Current
348	Whitby Hospital	Whitby	Current
349	Whitchurch Community Hospital	Whitchurch	Current
350	Whitstable and Tankerton Hospital	Whitstable	Current
351	Whitworth Hospital	Matlock	Current
352	Wigton Hospital	Wigton	Current
353	Williton Community Hospital	Williton	Current
354	Winchcombe Hospital	Winchcombe	Current
355	Withernsea Community Hospital	Withernsea	Current
356	Witney Community Hospital	Witney	Current
357	Woking Community Hospital	Woking	Current
358	Wokingham Hospital	Wokingham	Current
359	Workington Infirmary	Workington	Current
360	Yeatman Hospital	Sherborne	Current
361	Zachary Merton Hospital	Rustington	Current

APPENDIX C CLASSIC COMMUNITY HOSPITALS BY SHA

East Midlands SHA	No CH	South Central SHA	No. CH
Derbyshire County PCT	12	Berkshire East PCT	3
Leicestershire County & Rutland NHS Trust	1	Berkshire West PCT	2
Leicestershire County and Rutland PCT	8	Buckinghamshire PCT	4
Lincolnshire Teaching PCT	3	Hampshire PCT	14
Northamptonshire Teaching PCT	2	Milton Keynes PCT	1
Nottinghamshire County Teaching PCT	2	Oxfordshire PCT	9
United Lincolnshire Hospitals NHS	1	Southampton City PCT	1
Total	29	Total	34
East of England SHA	No CH	South East Coast SHA	No. CH
Bedfordshire PCT	1	East Kent Hospitals NHS Trust	1
Cambridgeshire PCT	2	East Sussex Downs & Weald PCT	3
East & North Hertfordshire PCT	3	Eastern & Coastal Kent Teaching PCT	6
Great Yarmouth & Waveney Teaching PCT	3	Hastings & Rother PCT	1
Community All Hallows	1	Queen Victoria Hospital NHS Foundation Trust	1
James Paget University Hospital NHS FT	2	Rye Health & Care Ltd (Hastings & Rother PCT)	1
Mid Essex PCT	4	Surrey PCT	11
Norfolk PCT	7	West Kent PCT	5
North East Essex PCT	2	West Sussex PCT	5
South West Essex Teaching PCT	1	Total	34
Suffolk PCT	4		
Wells Hospital & Hospice Trust (Norfolk PCT)	1	South West SHA	No. CH
West Essex PCT	3	Bath and North East Somerset PCT	1
West Hertfordshire PCT	2	Cornwall & Isles of Scilly PCT	14
Total	36	Devon PCT	21
		Dorset PCT	10
London SHA	No. CH	Gloucestershire PCT	9
Barnet PCT	2	North Somerset PCT	1
Enfield PCT	1	Northern Devon Healthcare Trust	5
Wandsworth NHS Teaching PCT	1	Somerset PCT	12
Richmond and Twickenham PCT	1	South Gloucester PCT	1
Total	5	Torbay Care Trust	2
		Wiltshire PCT	4
		Total	80
North East SHA	No. CH	West Midlands SHA	No. CH
County Durham and Darlington Acute Hospitals Trust	2	Birmingham East & North PCT	1
County Durham PCT	4	Herefordshire PCT	3
Middlesbrough PCT	1	North Staffordshire PCT	2
Northumbria Healthcare NHS Foundation Trust	6	Shropshire County PCT	4
Redcar & Cleveland PCT	3	South Staffordshire PCT	3
South Tyneside NHS Foundation Trust	1	South Warwickshire General Hospitals NHS Trust	1
Total	17	Stoke on Trent Teaching PCT	1
		Warwickshire PCT	2
		Worcestershire PCT	5
North West SHA	No. CH	Total	22
Bury PCT	1	Yorkshire & The Humber SHA	No. CH
Central & Eastern Cheshire PCT	2	Bradford & Airedale Teaching PCT	3
Central Lancashire PCT	1	East Riding of Yorkshire PCT	5
Cumbria PCT	9	Kirklees PCT	1
East Lancashire Hospitals Trust	1	North Yorkshire & York PCT	9
East Lancashire PCT	2	Total	18
Lancashire Care NHS Trust	1		
Liverpool PCT	1		
Mid Cheshire Hospitals NHS Trust	1		
St Helens and Knowsley Hospitals NHS Trust	1		
Tarporley Hospital Trust	1		
West Cheshire PCT	1		
Total	22		

APPENDIX D CLASSIC COMMUNITY HOSPITALS 2008

CHA CODE	ERIC CODE	A. CLASSIC COMMUNITY HOSPITAL	AREA	NHS ORGANISATION	STRATEGIC HEALTH AUTHORITY
AB/SC/1	5QE12	Abingdon Community Hospital	Abingdon	Oxfordshire PCT	South Central SHA
AC/NW/1	5NH04	Accrington Victoria Community Hospital	Accrington	East Lancashire PCT	North West SHA
AL/EE/1	5PT44	Aldeburgh and District Community Hospital	Aldeburgh	Suffolk PCT	East of England SHA
AL/EE/2	IND001	All Hallows Hospital (Ind)	Bunghay	Community of All Hallows (GYWPCT)	East of England SHA
AL/NE/1	RTFDJ	Alnwick Infirmary	Alnwick	Northumbria Healthcare NHS Foundation Trust	North East SHA
AL/NW/1		Sir Alfred Jones Memorial Hospital	Garston	Liverpool PCT	North West SHA
AL/SC/1	5QCK2	Alton Community Hospital	Alton	Hampshire PCT	South Central SHA
AL/WM/1	5PM65	Alcester Hospital	Alcester	Warwickshire PCT	West Midlands SHA
AL/YH/1	5NW31	Alfred Bean Hospital	Driffield	East Riding of Yorkshire PCT	Yorkshire & The Humber SHA
AN/SC/1	RN103	Andover War Memorial Community Hospital	Andover	Hampshire PCT	South Central SHA
AR/SE/1	5L902	Arundel & District Hospital	Arundel	West Sussex PCT	South East Coast SHA
AS/EM/1	5PADA	Ashby & District Hospital	Ashby de la Zouch	Leicestershire County and Rutland PCT	East Midlands SHA
AS/EM/2	5N823	Ashfield Hospital	Kirkby in Ashfield	Nottinghamshire County Teaching PCT	East Midlands SHA
AS/SW/1	5FY05	Ashburton and Buckfastleigh Hospital	Ashburton	Devon PCT	South West SHA
AU/SW/1	5QP13	St Austell Community Hospital	St Austell	Cornwall & Isles of Scilly PCT	South West SHA
AX/SW/1	5FT44	Axminster Hospital	Axminster	Devon PCT	South West SHA
BA/EM/1	5N6DE	Babington Hospital	Babington	Derbyshire County PCT	East Midlands SHA
BA/SW/1	5QP08	St Barnabas Hospital	Saltash	Cornwall & Isles of Scilly PCT	South West SHA
BA/WM/1	5PK35	Barton Cottage Hospital	Barton under Needwood	South Staffordshire PCT	West Midlands SHA
BE/EE/1	5PR01	Beccles and District War Memorial Hospital	Beccles	Great Yarmouth & Waveney Teaching PCT	East of England SHA
BE/NE/1	RTFDH	Berwick Infirmary	Berwick on Tweed	Northumbria Healthcare NHS Foundation Trust	North East SHA
BE/NW/1	5JXB4	Bealey Community Hospital	Radcliffe	Bury PCT	North West SHA
BE/SE/1	5FH03	Bexhill Hospital, Irvine Unit	Bexhill	Hastings & Rother PCT	South East Coast SHA
BE/SW/1	5QH17	Berkeley Hospital	Berkeley	Gloucestershire PCT	South West SHA
BI/EE/1	5P209	Biggleswade Hospitals	Biggleswade	Bedfordshire PCT	East of England SHA
BI/SC/1	5QE27	Bicester Community Hospital	Bicester	Oxfordshire PCT	South Central SHA
BI/SW/1	RBZ95	Bideford and Torridgeside Hospital	Bideford	Northern Devon Healthcare Trust	South West SHA
BI/WM/1	5M226	Bishops Castle Community Hospital	Bishops Castle	Shropshire County PCT	West Midlands SHA
BL/NE/1	RTFDX	Blyth Community Hospital	Blyth	Northumbria Healthcare NHS Foundation Trust	North East SHA
BL/SC/1	5CQ04	Bletchley Community Hospital	Bletchley	Milton Keynes PCT	South Central SHA
BL/SW/1	5QM38	Blandford Community Hospital	Blandford Forum	Dorset PCT	South West SHA
BO/EM/1	5N6NT	Bolsover Hospital	Bolsover	Derbyshire County PCT	East Midlands SHA
BO/SE/1	5L901	Bognor Regis War Memorial Hospital	Bognor Regis	West Sussex PCT	South East Coast SHA

CHA Community Hospitals in England

BO/SW/1	5FY04	Bovey Tracey Hospital	Bovey Tracey	Devon PCT	South West SHA
BR/NW/1	5NERA	Brampton War Memorial Community Hospital	Brampton	Cumbria PCT	North West SHA
BR/SW/1	5QM07	Bridport Community Hospital	Bridport	Dorset PCT	South West SHA
BR/SW/2	TAL02	Brixham Hospital	Brixham	Torbay Care Trust	South West SHA
BR/SW/3	5QL19	Bridgwater Community Hospital	Bridgwater	Somerset PCT	South West SHA
BR/WM/1	5CN10	Bromyard Community Hospital	Bromyard	Herefordshire PCT	West Midlands SHA
BR/WM/2	5M223	Bridgnorth Hospital	Bridgnorth	Shropshire County PCT	West Midlands SHA
BR/YH/1	RCC27	Bridlington and District Hospital	Bridlington	East Riding of Yorkshire PCT	Yorkshire & The Humber SHA
BU/EM/1	5HNAC	Buxton Hospital	Buxton	Derbyshire County PCT	East Midlands SHA
BU/SC/1	5QD28	Buckingham Hospital	Buckingham	Buckinghamshire PCT	South Central SHA
BU/SW/1	5FT56	Budleigh Salterton Hospital	Budleigh Salterton	Devon PCT	South West SHA
BU/SW/2	5QL20	Burnham-on-Sea Hospital	Burnham-on-Sea	Somerset PCT	South West SHA
CA/EM/1	5N6NW	Cavendish Hospital	Buxton	Derbyshire County PCT	East Midlands SHA
CA/NE/1	5KM03	Carter Bequest Hospital	Middlesbrough	Middlesbrough PCT	North East SHA
CA/SE/1	5KQ01	Caterham Dene Hospital	Caterham	Surrey PCT	South East Coast SHA
CA/SW/1	5QP17	Cambourne and Redruth Hospital	Redruth	Cornwall & Isles of Scilly PCT	South West SHA
CA/YH/1	5NV9D	Castleberg Community Hospital	Settle	North Yorkshire & York PCT	Yorkshire & The Humber SHA
CH/NE/1	RXPCC	Chester-le-Street Community Hospital	Chester le Street	County Durham and Darlington Acute Hospitals Trust	North East SHA
CH/SC/1	5QD04	Chalfonts & Gerrards Cross Hospital	Gerrards Cross	Buckinghamshire PCT	South Central SHA
CH/SC/2	5QCK6	Chase Community Hospital	Bordon	Hampshire PCT	South Central SHA
CH/SC/3	5QE19	Chipping Norton Community Hospital	Chipping Norton	Oxfordshire PCT	South Central SHA
CH/SW/1	5QL16	Chard and District Hospital	Chard	Somerset PCT	South West SHA
CH/SW/2	5QK46	Chippenham Community Hospital	Chippenham	Wiltshire PCT	South West SHA
CH/WM/1	5HR14	Cheadle Hospital	Cheadle	North Staffordshire PCT	West Midlands SHA
CI/SW/1	5QH06	Cirencester Hospital	Cirencester	Gloucestershire PCT	South West SHA
CL/EE/1	5PW29	Clacton & District Hospital	Clacton on Sea	North East Essex PCT	East of England SHA
CL/EM/1	5N6NR	Claycross Community Hospital	Clay Cross	Derbyshire County PCT	East Midlands SHA
CL/NW/1	5NH05	Clitheroe Community Hospital	Clitheroe	East Lancashire PCT	North West SHA
CL/SW/1	5M802	Clevedon Hospital	Clevedon	North Somerset PCT	South West SHA
CO/EE/1	RQ8LK	W J Courtauld Hospital	Braintree	Mid Essex PCT	East of England SHA
CO/EM/1	5PACA	Coalville Community Hospital	Coalville	Leicestershire County and Rutland PCT	East Midlands SHA
CO/EM/2	5PD03	Corby Community Hospital	Corby	Northamptonshire Teaching PCT	East Midlands SHA
CO/NW/1	RJN63	Congleton War Memorial Hospital	Congleton	Central & Eastern Cheshire PCT	North West SHA
CO/NW/2	5NECK	Cockermouth Cottage Hospital	Cockermouth	Cumbria PCT	North West SHA
CR/SE/1	5P705	Crowborough War Memorial Hospital	Crowborough	East Sussex Downs & Weald PCT	South East Coast SHA
CR/SW/1	5FV23	Crediton Hospital	Crediton	Devon PCT	South West SHA

CHA Community Hospitals in England

CR/SW/2	5QL32	Crewkerne Hospital	Crewkerne	Somerset PCT	South West SHA
CVI/SE/2	5QAV2	Victoria Deal & Walmer Memorial Hospital	Deal	Eastern & Coastal Kent Teaching PCT	South East Coast SHA
DA/EM/1	5PD06	Danetre Hospital	Daventry	Northamptonshire Teaching PCT	East Midlands SHA
DA/SW/1	5CV02	Dartmouth and Kingswear Hospital	Dartmouth	Devon PCT	South West SHA
DA/SW/2	5FY03	Dawlish Community Hospital	Dawlish	Devon PCT	South West SHA
DE/EE/1	5PQ19	Dereham Hospital	East Dereham	Norfolk PCT	East of England SHA
DE/SW/1	5QLC6	Dene Barton Community Unit	Taunton	Somerset PCT	South West SHA
DI/SC/1	5QE24	Didcot Community Hospital	Didcot	Oxfordshire PCT	South Central SHA
DI/SW/1	5QH10	Dilke Memorial Hospital	Cinderford	Gloucestershire PCT	South West SHA
DO/SE/1	5KP30	Dorking Community Hospital	Dorking	Surrey PCT	South East Coast SHA
EA/NE/1	5QR05	East Cleveland Hospital	Brotton	Redcar & Cleveland PCT	North East SHA
EA/SW/1	5QP11	East Cornwall Hospital (Bodmin)	Bodmin	Cornwall & Isles of Scilly PCT	South West SHA
EC/YH/1	5NY15	Eccleshill Community Hospital	Bradford	Bradford & Airedale Teaching PCT	Yorkshire & The Humber SHA
ED/LO/1	5A909	Edgware Community Hospital	Edgware	Barnet PCT	London SHA
ED/SC/1	5QG04	King Edward 7th Hospital	Windsor	Berkshire East PCT	South Central SHA
ED/SE/1	5P904	Edenbridge and District War Memorial Hospital	Edenbridge	West Kent PCT	South East Coast SHA
ED/SW/1	5QP20	Edward Hain Memorial Hospital	St Ives	Cornwall & Isles of Scilly PCT	South West SHA
EL/NW/1		Ellesmere Port Hospital	Whitby	West Cheshire PCT	North West SHA
EL/WM/1	5PMA1	Ellen Badger Community Hospital	Shipston on Stour	Warwickshire PCT	West Midlands SHA
EN/LO/1	5C105	Enfield Community Care Centre	Enfield	Enfield PCT	London SHA
EV/WM/1	5PL01	Evesham Community Hospital	Evesham	Worcestershire PCT	West Midlands SHA
EX/SW/1	5QQ44	Exmouth Hospital	Exmouth	Devon PCT	South West SHA
FA/SE/1	5QAF1	Faversham Cottage Hospital	Faversham	Eastern & Coastal Kent Teaching PCT	South East Coast SHA
FA/SE/2	5L504	Farnham Hospital and Centre for Health	Farnham	Surrey PCT	South East Coast SHA
FA/SW/1	5QP16	Falmouth Community Hospital	Falmouth	Cornwall & Isles of Scilly PCT	South West SHA
FE/EE/1	5PT47	Felixstowe General Hospital	Felixstowe	Suffolk PCT	East of England SHA
FE/EM/1	5JDCP	Feilding Palmer Hospital	Lutterworth	Leicestershire County and Rutland PCT	East Midlands SHA
FI/LO/1	5A910	Finchley Memorial Hospital	North Finchley	Barnet PCT	London SHA
FL/NW/1	RW5GC	Fleetwood Hospital	Fleetwood	Lancashire Care NHS Trust	North West SHA
FL/SC/1	5QC62	Fleet Community Hospital	Fleet	Hampshire PCT	South Central SHA
FO/SC/1	5QCQ3	Fordingbridge Hospital	Fordingbridge	Hampshire PCT	South Central SHA
FO/SW/1	5QP14	Fowey District Hospital	Fowey	Cornwall & Isles of Scilly PCT	South West SHA
FR/EE/1	5AH05	The Fryatt Hospital)	Harwich	North East Essex PCT	East of England SHA
FR/YH/1	5NV4J	The Friary Community Hospital	Richmond	North Yorkshire & York PCT	Yorkshire & The Humber SHA
GO/SC/1	5QCA3	Gosport War Memorial Hospital	Gosport	Hampshire PCT	South Central SHA
GU/NE/1	5QR04	Guisborough General Hospital	Guisborough	Redcar & Cleveland PCT	North East SHA

CHA Community Hospitals in England

HA/EE/1	5PX31	Halstead Hospital	Halstead	Mid Essex PCT	East of England SHA
HA/EE/2	5GX01	Harpenden Memorial Hospital	Harpenden	West Hertfordshire PCT	East of England SHA
HA/NE/1	RTFDU	Haltwhistle War Memorial Hospital	Haltwhistle	Northumbria Healthcare NHS Foundation Trust	North East SHA
HA/SC/1	5QCF1	Havant War Memorial Hospital	Havant	Hampshire PCT	South Central SHA
HA/SE/1	5P503	Haslemere and District Hospital	Haslemere	Surrey PCT	South East Coast SHA
HA/SE/2	5P915	Hawkhurst Cottage Hospital	Hawkhurst	West Kent PCT	South East Coast SHA
HE/EE/1		Herts & Essex Hospital	Bishops Stortford	East & North Hertfordshire PCT	East of England SHA
HE/EM/1	5EDGK	Heanor Memorial Hospital	Heanor	Derbyshire County PCT	East Midlands SHA
HE/SW/1	5QP18	Helston Community Hospital	Helston	Cornwall & Isles of Scilly PCT	South West SHA
HI/EM/1	5PADG	Hinckley & District Hospital	Hinckley	Leicestershire County and Rutland PCT	East Midlands SHA
HO/SE/1	5MC01	Horsham Hospital	Horsham	West Sussex PCT	South East Coast SHA
HO/SW/1	5QQ40	Honiton Hospital	Honiton	Devon PCT	South West SHA
HO/SW/2	RBZ92	Holsworthy Hospital	Holsworthy	Northern Devon Healthcare Trust	South West SHA
HO/YH/1	5NW32	Hornsea Cottage Hospital	Hornsea	East Riding of Yorkshire PCT	Yorkshire & The Humber SHA
HO/YH/2	RWYHV	Holme Valley Memorial Hospital	Holmfirth	Kirklees PCT	Yorkshire & The Humber SHA
HY/SC/1	5QCQ6	Hythe Hospital	Hythe	Hampshire PCT	South Central SHA
IL/EM/1	5N6RH	Ilkeston Community Hospital	Ilkeston	Derbyshire County PCT	East Midlands SHA
IL/SW/1	RBZ91	Ilfracombe & District Tyrrell Hospital	Ilfracombe	Northern Devon Healthcare Trust	South West SHA
JO/EM/1	5N901	John Coupland Hospital	Gainsborough	Lincolnshire Teaching PCT	East Midlands SHA
JO/EM/2		Johnson Hospital	Spalding	United Lincolnshire Hospitals NHS	East Midlands SHA
KE/EE/1	5PQ35	Kelling Hospital	Kelling	Norfolk PCT	East of England SHA
KE/NW/1	5NEKE	Keswick Community Hospital (M Hewetson)	Keswick	Cumbria PCT	North West SHA
KN/NW/1	RRP23	Knutsford and District Community Hospital	Knutsford	Central & Eastern Cheshire PCT	North West SHA
LA/SW/1	5QP04	Launceston General Hospital	Launceston	Cornwall & Isles of Scilly PCT	South West SHA
LA/YH/1	5KH01	Lambert Memorial Hospital	Thirsk	North Yorkshire & York PCT	Yorkshire & The Humber SHA
LE.SW.1	5QM67	St Leonards Hospital	Wimborne	Dorset PCT	South West SHA
LE/SE/1	5P583	Leatherhead Hospital	Leatherhead	Surrey PCT	South East Coast SHA
LE/WM/1	5CN04	Leominster Community Hospital	Leominster	Herefordshire PCT	West Midlands SHA
LE/WM/2	5PH08	Leek Moorlands Hospital	Leek	North Staffordshire PCT	West Midlands SHA
LI/SE/1	5P926	Livingstone Hospital	Dartford	West Kent PCT	South East Coast SHA
LI/SW/1	5QP07	Liskeard Community Hospital	Liskeard	Cornwall & Isles of Scilly PCT	South West SHA
LO/EE/1	RGP72	Lowestoft and North Suffolk Hospital	Lowestoft	James Paget University Hospital NHS Foundation Trust	East of England SHA
LO/EM/1	5PAAC	Loughborough Community Hospital	Loughborough	Leicestershire County and Rutland PCT	East Midlands SHA
LO/NW/1	5NG37	Longridge Community Hospital	Longridge	Central Lancashire PCT	North West SHA
LO/WM/1	5PJ28	Longton Cottage Hospital	Longton	Stoke on Trent Teaching PCT	West Midlands SHA
LR/YH/1	5NY26	Leeds Road Community Hospital	Bradford	Bradford & Airedale Teaching PCT	Yorkshire & The Humber SHA

CHA Community Hospitals in England

LU/EM/1	5PAC	St Lukes Hospital	Market Harborough	Leicestershire County & Rutland NHS Trust	East Midlands SHA
LU/WM/1	5M222	Ludlow Community Hospital	Ludlow	Shropshire County PCT	West Midlands SHA
LY/SC/1	5QCQ9	Lymington Hospital & Infirmary	Lymington	Hampshire PCT	South Central SHA
LY/SW/1	5QH11	Lydney and District Hospital	Lydney	Gloucestershire PCT	South West SHA
MA/EE/1	5PV01	St Margarets Hospital	Epping	West Essex PCT	East of England SHA
MA/EM/1	5PACR	Market Harborough & District Hospital	Market Harborough	Leicestershire County and Rutland PCT	East Midlands SHA
MA/EM/2	5AMBL	Mansfield Community Hospital	Mansfield	Nottinghamshire County Teaching PCT	East Midlands SHA
MA/SC/1	5G302	St Mark's Hospital	Maidenhead	Berkshire East PCT	South Central SHA
MA/SC/2	5QD14	Marlow Community Hospital	Marlow	Buckinghamshire PCT	South Central SHA
MA/SW/1	5QP21	St Mary's Hospital	St Marys, Isles of Scilly	Cornwall & Isles of Scilly PCT	South West SHA
MA/WM/1	5PL04	Malvern Community Hospital	Malvern	Worcestershire PCT	West Midlands SHA
MA/YH/1	5KK01	Malton, Norton and District Hospital	Malton	North Yorkshire & York PCT	Yorkshire & The Humber SHA
ME/EM/1	5EHCX	Melton Hospital	Melton Mowbray	Leicestershire County and Rutland PCT	East Midlands SHA
MI/EE/1		St Michaels Hospital, Braintree	Braintree	Mid Essex PCT	East of England SHA
MI/EE/2	5PQ34	St Michael's Hospital , Aylsham	Aylsham	Norfolk PCT	East of England SHA
MI/NW/1	5NECC	Millom Community Hospital	Millom	Cumbria PCT	North West SHA
MI/SC/1	5QCR3	Milford Community Hospital	Milford on Sea	Hampshire PCT	South Central SHA
MI/SE/1	5L507	Milford Hospital	Godalming	Surrey PCT	South East Coast SHA
MI/SE/2	5L904	Midhurst Community Hospital	Midhurst	West Sussex PCT	South East Coast SHA
MI/SW/1	5QL22	Minehead Hospital	Minehead	Somerset PCT	South West SHA
MO/NE/1	RTFDM	Morpeth Cottage Hospital	Morpeth	Northumbria Healthcare NHS Foundation Trust	North East SHA
MO/SC/1	5L102	Moorgreen Hospital	Southampton	Hampshire PCT	South Central SHA
MO/SE/1	5P571	Molesey Hospital	Molesey	Surrey PCT	South East Coast SHA
MO/SW/1	5FV25	Moretonhampstead Hospital	Moretonhampstead	Devon PCT	South West SHA
MO/SW/2	5QH14	Moore Cottage Hospital	Bourton on the Water	Gloucestershire PCT	South West SHA
MO/SW/3	5QH15	Moreton District Hospital	Moreton in Marsh	Gloucestershire PCT	South West SHA
MO/YH/1		St Monica's Hospital	Easingwold	North Yorkshire & York PCT	Yorkshire & The Humber SHA
NE/EE/1	5PT08	Newmarket Hospital	Newmarket	Suffolk PCT	East of England SHA
NE/EM/1	5N6NA	Newholme Hospital	Bakewell	Derbyshire County PCT	East Midlands SHA
NE/NW/1	RBN03	Newton Community Hospital	Newton le Willows	St Helens and Knowsley Hospitals NHS Trust	North West SHA
NE/SE/1	5P581	New Epsom & Ewell Cottage Hospital	Epsom	Surrey PCT	South East Coast SHA
NE/SW/1	5QP15	Newquay and District Hospital	Newquay	Cornwall & Isles of Scilly PCT	South West SHA
NE/SW/2	5QQ60	Newton Abbott Hospital	Newton Abbott	Devon PCT	South West SHA
NO/EE/1	5PP18	North Cambridgeshire Hospital	Wisbech	Cambridgeshire PCT	East of England SHA
NO/EE/2	RMY03	Northgate Hospital (James Paget Hospital)	Great Yarmouth	James Paget University Hospital NHS Foundation Trust	East of England SHA
NO/EE/3	5PQ32	North Walsham War Memorial Hospital	North Walsham	Norfolk PCT	East of England SHA

CHA Community Hospitals in England

NO/EE/4	5PQ12	Norwich Community Hospital	Norwich	Norfolk PCT	East of England SHA
OD/SC/1	5QCH7	Odiham Cottage Hospital	Odiham	Hampshire PCT/OCHRE	South Central SHA
OK/SW/1	5QQ51	Okehampton Community Hospital	Okehampton	Devon PCT	South West SHA
ON/EE/1	5PV02	Ongar War Memorial Hospital	Ongar	West Essex PCT	East of England SHA
OS/EM/1	5N67V	St Oswald's Hospital	Ashbourne	Derbyshire County PCT	East Midlands SHA
OT/SW/1	5FT43	Ottery St Mary Hospital	Ottery St Mary	Devon PCT	South West SHA
OX/SC/1	5QE62	Oxford Community Hospital	Headington	Oxfordshire PCT	South Central SHA
PA/EE/1	5PR02	Patrick Stead Hospital	Halesworth	Great Yarmouth & Waveney Teaching PCT	East of England SHA
PA/NE/1	RE9GF	Palmer Community Hospital	Jarrow	South Tyneside NHS Foundation Trust	North East SHA
PA/SW/1	5FL29	Paulton Hospital	Paulton	Bath and North East Somerset PCT	South West SHA
PA/SW/2	TAL01	Paignton Hospital	Paignton	Torbay Care Trust	South West SHA
PE/EE/1		St Peters Hospital	Maldon	Mid Essex PCT	East of England SHA
PE/NE/1	5KD03	Peterlee Community Hospital	Peterlee	County Durham PCT	North East SHA
PE/NW/1	5NEPE	Penrith & Eden Community Hospital	Penrith	Cumbria PCT	North West SHA
PE/NW/2	RXR50	Pendle Community Hospital	Pendle	East Lancashire Hospitals Trust	North West SHA
PE/SC/1	5FD06	Petersfield Hospital	Petersfield	Hampshire PCT	South Central SHA
PE/WM/1	5PL06	Pershore Cottage Hospital	Pershore	Worcestershire PCT	West Midlands SHA
PO/EE/1	5CP03	Potters Bar Community Hospital	Potters Bar	West Hertfordshire PCT	East of England SHA
PO/SW/1	5QP19	Poltair Hospital	Penzance	Cornwall & Isles of Scilly PCT	South West SHA
PO/SW/2	5FP08	Portland Hospital	Portland	Dorset PCT	South West SHA
PR/EE/1	5PP15	Princess of Wales, Ely	Ely	Cambridgeshire PCT	East of England SHA
PR/WM/1	5PL02	Princess of Wales Community Hospital	Bromsgrove	Worcestershire PCT	West Midlands SHA
QU/EE/1	5LM05	Queen Victoria Memorial Hospital, Welwyn	Welwyn	East & North Hertfordshire PCT	East of England SHA
QU/LO/1	5LG01	Queen Marys Hospital	Roehampton	Wandsworth NHS Teaching PCT	London SHA
QU/SE/1	5QAQ1	Queen Victoria Memorial Hospital, Herne Bay	Herne Bay	Eastern & Coastal Kent Teaching PCT	South East Coast SHA
QU/SE/2	RPC04	Queen Victoria Hospital	East Grinstead	Queen Victoria Hospital NHS Foundation Trust	South East Coast SHA
RI/EM/1	5N6DG	Ripley Hospital	Ripley	Derbyshire County PCT	East Midlands SHA
RI/NE/1	5J8CJ	Richardson Hospital	Barnard Castle	County Durham PCT	North East SHA
RI/YH/1	5NV8C	Ripon Community Hospital	Ripon	North Yorkshire & York PCT	Yorkshire & The Humber SHA
RO/EE/1	5GK01	Royston & District Hospital	Royston	East & North Hertfordshire PCT	East of England SHA
RO/NE/1	RTFDK	Rothbury Hospital (Coquetdale Cottage Hospital)	Morpeth	Northumbria Healthcare NHS Foundation Trust	North East SHA
RO/SC/1	5QCT4	Romsey Hospital	Romsey	Hampshire PCT	South Central SHA
RO/SE/1	RVV03	Royal Victoria Hospital	Folkestone	East Kent Hospitals NHS Trust	South East Coast SHA
RO/WM/1	5CN15	Ross Community Hospital	Ross on Wye	Herefordshire PCT	West Midlands SHA
RO/WM/2	5PK21	Sir Robert Peel Hospital	Tamworth	South Staffordshire PCT	West Midlands SHA
RU/EM/1	5PACW	Rutland Memorial Hospital	Oakham	Leicestershire County and Rutland PCT	East Midlands SHA

CHA Community Hospitals in England

RU/NW/1	5NEAL	Ruth Lancaster James Cottage Hospital	Alston	Cumbria PCT	North West SHA
RY/SE/1	IND002	The Memorial Care Centre (Ind)	Rye	Rye Health & Care Ltd (Hastings & Rother PCT)	South East Coast SHA
SA/EE/1	5PV25	Saffron Walden Community Hospital	Saffron Walden	West Essex PCT	East of England SHA
SA/SW/1	5QK49	Savernake Hospital	Marlborough	Wiltshire PCT	South West SHA
SA/WM/1	5PK93	Samuel Johnson Hospital	Lichfield	South Staffordshire PCT	West Midlands SHA
SE/NE/1	5KECL	Sedgefield Community Hospital	Sedgefield	County Durham PCT	North East SHA
SE/SE/1	5P902	Sevenoaks Community Hospital	Sevenoaks	West Kent PCT	South East Coast SHA
SE/SW/1	5FT90	Seaton and District Community Hospital	Seaton	Devon PCT	South West SHA
SE/YH/1	5NV6Q	Selby War Memorial Hospital	Selby	North Yorkshire & York PCT	Yorkshire & The Humber SHA
SH/NE/1	RX3AC	Shotley Bridge Community Hospital	Shotley Bridge	County Durham and Darlington Acute Hospitals Trust	North East SHA
SH/SE/1	5QARV	Sheppey Community Hospital	Minster on Sea	Eastern & Coastal Kent Teaching PCT	South East Coast SHA
SH/SW/1	5QL29	Shepton Mallet Community Hospital	Shepton Mallett	Somerset PCT	South West SHA
SH/YH/1	5NY42	Shipley Hospital	Shipley	Bradford & Airedale Teaching PCT	Yorkshire & The Humber SHA
SI/SE/1	5QAR1	Sittingbourne Memorial Hospital	Sittingbourne	Eastern & Coastal Kent Teaching PCT	South East Coast SHA
SI/SW/1	5QQ43	Sidmouth Victoria Hospital	Sidmouth	Devon PCT	South West SHA
SK/EM/1	5N939	Skegness and District Hospital	Skegness	Lincolnshire Teaching PCT	East Midlands SHA
SK/YH/1	RCF31	Skipton General Hospital	Skipton	North Yorkshire & York PCT	Yorkshire & The Humber SHA
SO/EE/1	5PR03	Southwold & District Hospital	Southwold	Great Yarmouth & Waveney Teaching PCT	East of England SHA
SO/SW/1	5CV04	South Hams Hospital	Kingsbridge	Devon PCT	South West SHA
SO/SW/2	RBZ99	South Molton Community Hospital	South Molton	Northern Devon Healthcare Trust	South West SHA
ST/NE/1	5QR03	Stead Memorial Hospital	Redcar	Redcar & Cleveland PCT	North East SHA
ST/SW/1	5QP09	Stratton Hospital	Bude	Cornwall & Isles of Scilly PCT	South West SHA
ST/SW/2	5QH13	Stroud General Hospital	Stroud	Gloucestershire PCT	South West SHA
ST/WM/1	RJC03	Stratford-upon-Avon Hospital	Stratford on Avon	South Warwickshire General Hospitals NHS Trust	West Midlands SHA
SU/WM/1	5PG20	Sutton Cottage Hospital	Sutton Coldfield	Birmingham East & North PCT	West Midlands SHA
SW/EE/1	5PQ3E	Swaffham Community Hospital	Swaffham	Norfolk PCT	East of England SHA
SW/SW/1	5QM68	Swanage Community Hospital	Swanage	Dorset PCT	South West SHA
TA/NW/1	IND003	Tarporley War Memorial Hospital	Tarporley	Tarporley Hospital Trust	North West SHA
TA/SW/1	5CV03	Tavistock Hospital	Tavistock	Devon PCT	South West SHA
TE/LO/1	5M601	Teddington Memorial Hospital	Teddington	Richmond and Twickenham PCT	London SHA
TE/SW/1	5QQ61	Teignmouth Hospital	Teignmouth	Devon PCT	South West SHA
TE/SW/2	5QH08	Tewkesbury Hospital	Tewkesbury	Gloucestershire PCT	South West SHA
TE/WM/1	5PL03	Tenbury Community Hospital	Tenbury Wells	Worcestershire PCT	West Midlands SHA
TH/EE/1	RWN50	Thurrock Community Hospital	Grays	South West Essex Teaching PCT	East of England SHA
TH/SC/1	5QD25	Thame Community Hospital	Thame	Buckinghamshire PCT	South Central SHA
TH/SW/1	RVJ05	Thornbury Hospital	Thornbury	South Gloucester PCT	South West SHA

CHA Community Hospitals in England

TI/SW/1	5QQ54	Tiverton & District Hospital	Tiverton	Devon PCT	South West SHA
TO/SC/1	5QE01	Townlands Hospital	Henley on Thames	Oxfordshire PCT	South Central SHA
TO/SE/1	5P903	Tonbridge Cottage Hospital	Tonbridge	West Kent PCT	South East Coast SHA
TO/SW/1	5QQ01	Totnes Community Hospital	Totnes	Devon PCT	South West SHA
TO/SW/2	RBZ98	Torrington Cottage Hospital	Torrington	Northern Devon Healthcare Trust	South West SHA
TR/SW/1	5QK04	Trowbridge Hospital	Trowbridge	Wiltshire PCT	South West SHA
UC/SE/1	5P703	Uckfield Community Hospital	Uckfield	East Sussex Downs & Weald PCT	South East Coast SHA
UP/SC/1		Upton Hospital	Slough	Berkshire East Teaching PCT	South Central SHA
VE/SW/1	5QL36	Verrington Hospital	Wincanton	Somerset PCT	South West SHA
VI/NW/1	5NECA	Victoria Cottage Hospital, Maryport	Maryport	Cumbria PCT	North West SHA
VI/NW/2	RBT21	Victoria Infirmary, Northwich	Northwich	Mid Cheshire Hospitals NHS Trust	North West SHA
VI/SE/1	5P701	Victoria Hospital, Lewes	Lewes	East Sussex Downs & Weald PCT	South East Coast SHA
VI/SW/1	5QM66	Victoria Hospital, Wimborne	Wimborne	Dorset PCT	South West SHA
VI/SW/2	5QL28	Victoria Hospital, Frome	Frome	Somerset PCT	South West SHA
WA/EE/1		Walnuttree Hospital	Sudbury	Suffolk PCT	East of England SHA
WA/EM/1	5N6AJ	Walton Hospital	Walton	Derbyshire County PCT	East Midlands SHA
WA/SC/1	5QE16	Wallingford Community Hospital	Wallingford	Oxfordshire PCT	South Central SHA
WA/SC/2	5QE21	Wantage Community Hospital	Wantage	Oxfordshire PCT	South Central SHA
WA/SE/1	5P509	Walton Community Hospital	Walton on Thames	Surrey PCT	South East Coast SHA
WA/SW/1	5QM65	Wareham Community Hospital	Wareham	Dorset PCT	South West SHA
WA/SW/2	5QK01	Warminster Hospital	Warminster	Wiltshire PCT	South West SHA
WE/EE/1	IND003	Wells & District Hospital & Hospice (Ind)	Wells next Sea	Wells Hospital & Hospice Trust (Norfolk PCT)	East of England SHA
WE/EM/1	5N942	Welland Hospital	Spalding	Lincolnshire Teaching PCT	East Midlands SHA
WE/NE/1	5J8CG	Weardale Community Hospital	Bishop Auckland	County Durham PCT	North East SHA
WE/SC/1	5DK22	West Berkshire Community Hospital	Thatcham	Berkshire West PCT	South Central SHA
WE/SC/2	5L103	Western Community Hospital	Southampton	Southampton City PCT	South Central SHA
WE/SE/1	5P510	Weybridge Community Hospital & PCC	Weybridge	Surrey PCT	South East Coast SHA
WE/SW/1	5QM51	Westminster Memorial Hospital	Shaftesbury	Dorset PCT	South West SHA
WE/SW/2	5QL15	Wellington Cottage Hospital	Wellington	Somerset PCT	South West SHA
WE/SW/3	5QM02	Weymouth Community Hospital	Weymouth	Dorset PCT	South West SHA
WE/SW/4	5QL30	West Mendip Hospital	Glastonbury	Somerset PCT	South West SHA
WE/YH/1	RV924	Westwood Hospital	Beverley	East Riding of Yorkshire PCT	Yorkshire & The Humber SHA
WH/EM/1	5HNAB	Whitworth Hospital	Matlock	Derbyshire County PCT	East Midlands SHA
WH/SE/1	5QAW6	Whitstable and Tankerton Hospital	Whitstable	Eastern & Coastal Kent Teaching PCT	South East Coast SHA
WH/SW/1	5QQ32	Whipton Hospital	Exeter	Devon PCT	South West SHA
WH/WM/1	5M235	Whitchurch Community Hospital	Whitchurch	Shropshire County PCT	West Midlands SHA

CHA Community Hospitals in England

WH/YH/1	5NV1C	Whitby Hospital	Whitby	North Yorkshire & York PCT	Yorkshire & The Humber SHA
WI/NW/1	5NEWG	Wigton Hospital	Wigton	Cumbria PCT	North West SHA
WI/SC/1	5QE44	Witney Community Hospital	Witney	Oxfordshire PCT	South Central SHA
WI/SW/1	5QH09	Winchcombe Hospital	Winchcombe	Gloucestershire PCT	South West SHA
WI/SW/2	5QL23	Williton Community Hospital	Williton	Somerset PCT	South West SHA
WI/YH/1	5NW33	Withernsea Community Hospital	Withernsea	East Riding of Yorkshire PCT	Yorkshire & The Humber SHA
WO/NW/1	5NEWC	Workington Infirmary	Workington	Cumbria PCT	North West SHA
WO/SC/1	5QF01	Wokingham Hospital	Wokingham	Berkshire West PCT	South Central SHA
WO/SE/1	5P537	Woking Community Hospital	Woking	Surrey PCT	South East Coast SHA
YE/SW/1	5QM53	Yeatman Hospital	Sherborne	Dorset PCT	South West SHA
ZA/SE/1	5L802	Zachary Merton Hospital	Rustington	West Sussex PCT	South East Coast SHA

APPENDIX E – RESOURCE CENTRES, CARE HOMES AND INTERMEDIATE CARE**B. Community Care Resource Centres – Re-designated Community Hospitals**

Ref	Facility	Area	NHS Organisation	SHA
1	Altrincham General Hospital	Altrincham	Trafford Healthcare NHS Trust	North West SHA
2	Cobham Hospital	Cobham	Surrey PCT	South East Coast SHA
3	Cranleigh Community Village Hospital	Cranleigh	Surrey PCT	South East Coast SHA
4	Devizes Hospital	Devizes	Wiltshire PCT	South West
5	Doddington Community Hospital	Doddington	Cambridgeshire PCT	East of England SHA
6	Fairford Hospital	Fairford	Gloucestershire PCT	South West SHA
7	Fenwick Hospital	Lyndhurst	Hampshire PCT	South Central SHA
8	Hartismere Hospital	Eye	Suffolk PCT	East of England SHA
9	Lynton Resource Centre	Lynton	Northern Devon NHS Trust	South West SHA
10	Melksham Community Hospital	Melksham	Wiltshire PCT	South West SHA
11	South Petherton Hospital	South Petherton	Somerset PCT	South West SHA
12	Surbiton Hospital	Surbiton	Kingston PCT	London SHA
13	Tetbury Hospital	Tetbury	Tetbury Hospital Trust (Gloucestershire PCT)	South West SHA
14	Victoria Cottage Hospital	Emsworth	Hampshire PCT	South Central SHA
15	Wembley Centre for Health & Care	Wembley	Westminster PCT	London SHA
16	Westbury Hospital	Westbury	Wiltshire PCT	South West SHA

B+ Additional Community Resource Centres (Illustrative Examples – not an exhaustive list)

Ref	Facility	Area	NHS Organisation	SHA
17	Bensham Hospital	Bensham	Gateshead Health NHS Foundation Trust	North East SHA
18	Bunny Hill Primary Care Centre	Sunderland	Sunderland Teaching PCT	North East SHA
19	Cheshunt Community Hospital	Cheshunt	East & North Hertfordshire PCT	East of England SHA
20	Dunston Hill Hospital	Dunston	Gateshead Health NHS Foundation Trust	North East SHA

21	Erith & District Hospital	Sidcup	Queen Marys Sidcup NHS Trust	London SHA
22	Gravesham Community Hospital	Gravesend	West Kent PCT	South East Coast SHA
23	Grindon Lane Primary Care Centre	Sunderland	Sunderland Teaching PCT	North East SHA
24	Orpington Treatment Centre	Orpington	Bromley PCT	London SHA
25	Purley War Memorial Hospital	Purley	Mayday Health Care NHS Trust	London SHA
26	Thetford Healthy Living Centre	Thetford	Norfolk PCT	East of England SHA
27	Westbourne Green Community Hospital	Bradford	Bradford & Airedale Teaching PCT	Yorkshire & The Humber SHA
28	Willesden Centre for Health & Care	Willesden	Brent Teaching PCT	London SHA
29	Withington Community Hospital DTC & WIC	Withington	Manchester PCT	North West SHA

C. Care Homes – Re-designated Community Hospitals

Ref	Facility	Ownership/Management	Area
1	Brackley Hospital	Brackley Hospital Trust (Charitable)	Oxfordshire
2	Holbeach & East Elloe Hospital	Holbeach & East Elloe Hospital Trust	Cambridgeshire
3	Hoylake Cottage Hospital	Hoylake Cottage Hospital Trust Ltd	Merseyside
4	Kington Court Community Care Centre	Blanchworth Care	Herefordshire
5	Ledbury Community Health & Care Centre	Shaw Healthcare Ledbury Ltd	Herefordshire
6	Watlington and District Care Home	Sanctuary Housing	Oxfordshire
7	West View	Kent County Council	Kent

C+ Additional Care Homes (Illustrative Examples – not an exhaustive list)

Ref	Facility	Ownership/Management	Area	Regulatory Authority
8	Greenwich Neighbourhood Resource Centres	Shaftesbury Housing	London	CSCI
9	Emberbrook Care Centre	Four Seasons	Kingston	CSCI

D. Intermediate Care / Rehabilitation Unit – Re-designated from Community Hospital

Ref	Facility	Area	NHS Organisation	SHA
1	Lambeth Community Care Centre	London	Lambeth PCT	London SHA
2	Rutson Rehabilitation Centre	Northallerton	Intermediate Care	
3	Shire Hill Hospital Intermediate Care Unit	Glossop	Tameside & Glossop PCT	North West SHA

D+ Intermediate Care / Rehabilitation - Additional (Illustrative Examples not an exhaustive list)

Ref	Facility	Area	NHS Organisation	SHA
4	Amersham Hospital Waterside Unit	Amersham	Buckingham PCT	South Central SHA
5	Archway Intermediate Care Centre	York	North Yorkshire and York PCT	Yorkshire & The Humber SHA
6	Ashurst Hospital Snowden House	Southampton PCT	Southampton City PCT	South Central SHA
7	Billericay Community Hospital	Billericay	South West Essex Teaching PCT	East of England SHA
8	Bispham Hospital Rehabilitation Unit	Bispham	Blackpool Fylde and Wyre Hospitals NHS Trust	North West SHA
9	Brendon Valley House - Intermediate Care	London	Wandsworth Teaching PCT	London SHA
10	Brentwood Community Hospitals	Brentwood	South West Essex Teaching PCT	East of England SHA
11	Brookfields Hospital	Cambridge	Cambridgeshire PCT	East of England SHA
12	Colman Community Hospital	Norwich	Norfolk PCT	East of England SHA
13	Cumberlege ICC	Southend on Sea	South East Essex PCT	East of England SHA
14	Darley Court Intermediate Care Resource Centre	Bolton	Bolton PCT	North West SHA
15	Dulwich Hospital Intermediate Care Unit	London	Southwark Health & Social Care	London SHA
16	Dunstable Community Hospital	Dunstable	Bedfordshire PCT	East of England SHA
17	Durham Community Rehab Centre	Durham	Co Durham & Darlington NHS Foundation Trust	North East SHA
18	East Ham Care Centre , Newham	Newham	Newham PCT	London SHA
19	Hillside Intermediate Care Centre	Hereford	Herefordshire PCT	West Midland SHA
20	Holywell Rehab Unit	St Albans	West Herts PCT	East of England SHA
21	Kent Lodge Community Hospital	Liverpool	Liverpool PCT	North West SHA
22	Leighton Buzzard & Linsdale Community Hospital	Leighton Buzzard	Bedfordshire PCT	East of England SHA
23	Lings Bar Hospital	Garmston	Nottinghamshire County Teaching PCT	East Midlands SHA

24	Matson Resource Centre	Matson	Gloucestershire PCT	South West SHA
25	Middlesborough Intermediate Care Centre	Middlesborough	Middlesborough PCT	West Midland SHA
26	Newhaven Rehabilitation Centre	Newhaven	East Sussex Downs & Weald PCT	South East Coast SHA
27	Oakwood Unit Prospect Park	Reading	Berkshire West PCT	South Central SHA
28	Ogden Court Community Hospital	Wymondham	Norfolk PCT	East of England SHA
29	Pulross Intermediate Care Centre	London	Lambeth PCT	London SHA
30	Rehabilitation Unit - Athlone House	London	Westminster PCT	London SHA
31	Rossall Hospital Rehabilitation Unit	Fleetwood	Blackpool Fylde and Wyre Hospitals NHS Trust	North West SHA
32	Sutton Cottage Hospital	Sutton Coldfield	Birmingham East and North PCT	West Midland SHA
33	Sydenham House Intermediate Care Centre	Harlow	West Essex PCT	East of England SHA
34	Thicketford House	Bolton	Bolton PCT	North West SHA
35	Wesham Hospital Rehabilitation Unit	Wesham	Blackpool Fylde and Wyre Hospitals NHS Trust	North West SHA
36	West Haven Hospital	Weymouth	Dorset PCT	South West SHA
37	Winifred Kettle	Bolton	Bolton PCT	North West SHA
38	Woodland Rehabilitation Centre	Poole	Bournemouth & Poole PCT	South West SHA

E – Excluded Facilities 20 Examples Discussed but Excluded from Analysis and Classification

Ref	Hospital	Area	County	Reason for not including
1	Beighton Community Hospital	Beighton	Sheffield	Palliative care
2	Benjamin Court	Cromer	Norfolk	Specialist rehabilitation
3	Bolingbroke Hospital	London	London	Services moved out pending review
4	Brentwood Hospital	Brentwood	Essex	Being redeveloped - not open as CH yet
5	Burrswood Hospital	Tunbridge Wells	Kent	Palliative and Rehabilitation - independent Christian Hospital
6	Cherry Tree	Stockport	Stockport	Specialist rehabilitation
7	Cossham Hospital	Bristol	Avon	Satellite DGH - being developed as CH in future
8	Cromer Hospital	Cromer	Norfolk	Satellite DGH
9	GB Hunter Memorial Hospital	Wallsend	Northumbria	Part of Northumbria NHS Foundation Trust
10	Haywood Hospital	Burslem	Stoke	Managed by Stoke PCT - range of services
11	Hornsey Hospital	Haringey	London	Satellite DGH, closed 2000 being developed as CH

12	Ramsbottom Cottage Hospital	Ramsbottom	Bury	Closed - was mental health care for older people
13	Ryhope Hospital	Ryhope	Sunderland	Specialist facility
14	Sandleford Hospital	Newbury	Berkshire	Was originally I/s elderly - combined to for W Berks CH
15	St Leonards Hospital	Sudbury	Suffolk	Some CH type services - Walnuttree in Sudbury too
16	Steppingley Hospital	Steppingley	Bedfordshire	Inpatient beds moved pending review
17	Stretford Memorial Hospital	Trafford	Manchester	Specialist facility - under review
18	St Johns Hospital	Chelmsford	Essex	Acute Hospital facility
19	Tickhill Road Hospital (St Catherines)	Balby	Doncaster	Specialist Rehabilitation
20	Thames Ditton	Kingston	London	Closed prior to 1997, replaced with Emberbrook Care Centre

APPENDIX F COMMUNITY HOSPITALS IN DEVELOPMENT**LIFT**

The tables below provide a selection of community hospitals in development. The first table gives an illustration of developments that are benefiting from LIFT funding.

Ref	Selection of LIFT schemes	Area
L1	Frenchay Community Hospital	Bristol
L2	Dulwich Community Hospital	Southwark
L3	Mansfield Community Hospital	Nottinghamshire
L4	St Thomas Community Hospital	Manchester
L5	New South Holland Community Hospital	Spalding
L6	Eltham Community Hospital	Greenwich
L7	Ashbourne Community Hospital	Derby
L8	Brentwood Community Hospital	Essex
L9	Cossham Community Hospital	Bristol
L10	Frome Community Hospital	Somerset
L11	Barton Community Hospital	Staffordshire
L12	Newton Community Hospital	Merseyside
L13	Arun Community Hospital	West Sussex

Community Hospital Fund

The list below shows the diversity of schemes being allocated funds through the Community Hospitals Fund, of which £196 million has already been allocated from the £750 million.

REF	COMMUNITY HOSPITAL FUND	AREA
CHF1	Washington Primary Care Centre	Sunderland
CHF2	Gosport War Memorial Hospital	Hampshire
CHF3	Yate Health and Childrens Integrated Services Centre	Bristol
CHF4	Minehead Community Hospital	Somerset
CHF5	Hornsey Central Comunity Hospital	London
CHF6	South Bristol Community Hospital	Bristol
CHF7	Barking Hospital	Essex
CHF8	Teddington Health and Social Care Centre	Middlesex
CHF9	Calderdale & Kirklees - includes Holme Valley Memorial Hospital	Yorkshire
CHF10	Ashfield Community Hospital	Nottinghamshire
CHF11	Felixstowe Community Hospital	Suffolk
CHF12	Hastings Station Plaza	East Sussex
CHF13	Royal South Hants Hospital - Community Hospital	Hampshire
CHF14	Rotherham Primary Care Centre	Trent
CHF15	Hartlepool Primary Care Facility	Hartlepool
CHF16	St Charles Hospital	London
CHF17	Keynsham Health Park	Bristol
CHF18	Dursley Health & Social Care Campus	Gloucestershire
CHF19	Selby Health & Community Campus	Yorkshire
CHF20	Moreton & Bourton Community Hospitals	Gloucestershire
CHF21	St Marys Community Hospital Portsmouth	Hampshire
CHF22	Malvern Community Hospital	Worcester
CHF23	Beverly, Hornsea & Driffield Community Hospitals	Yorkshire

Selection of Additional Developments



No.	Name	Proposal	Comment
D1	Malmesbury Care Campus	A Care Campus including 80 bed care home (including intermediate beds), day care, close extra care, and a primary care centre	Order of St Johns Care Trust
D2	Chipping Norton Community Hospital	Primary care centre and care home (with intermediate care beds)	Order of St Johns Care Trust
D3	Tewkesbury Community Hospital	Replace CH with new build and integrated health and social care service	Gloucestershire PCT
D4	Cheltenham Community Hospital	New facility	Gloucestershire PCT
D5	Oakwood Park Community Hospital	To replace 2 community hospitals (Emsworth & Havant) and include GP practices	Hampshire PCT
D6	Fareham Community Hospital	Development in Coldeast, Sarisbury	Hampshire PCT
D7	Thurrock Community Hospital	Planning application for integrated health and social care facility with primary care	Thurrock Thames Gateway Development Corporation
D8	Ongar Community Hospital	Replace building with primary care centre, (beds to go to St Margarets Community Hospital)	Essex
D9	Southwold Hospital	Healthy Living Centre, combining health and social care in a replacement building for GP practices, community hospital services	Great Yarmouth & Waveney PCT, plus GP/Community CiC
D10	Swaffham Community Hospital	Plans to redevelop a more extensive facility combining health and social care	Land from Town Council
D11	Hartismere Hospital	Preparing to tender the redevelopment of the land and buildings into an integrated health, social care development to include a care home (with NHS commissioned beds) and GP practice	Suffolk PCT
D12	Walnuttree Hospital	Proposal being developed for replacement for two hospitals and GP practice in new care centre development	Suffolk PCT
D13	Ludlow	Community Venture/ Capital development	Shropshire County PCT
D14	South Petherton	OBC approved SHA	Somerset PCT
D15	Devizes Primary Care Centre	Community hospital and GP services in one location	Wiltshire PCT


APPENDIX G CASE STUDIES


CASE STUDIES – TYPES OF COMMUNITY HOSPITALS AND COMMUNITY SERVICES

Further information and photographs of facilities are provided in an accompanying powerpoint presentation


A. Classic Community Hospital


<p>Felixstowe Community Hospital, Suffolk (Classification A)</p> <p>The hospital has recently been refurbished, to improve the quality of the environment and range of services and facilities. The hospital has 16 intermediate care beds, a minor injuries unit, diagnostic facilities, a range of clinics and a children’s unit. The hospital offers intermediate care, palliative care, mental health services and other services. The hospital provides a base from community staff. The project was the first to be completed in the first wave of the allocation of the Community Hospital Fund.</p> <p>http://www.suffolkpct.nhs.uk/News/Pressreleases/Archive2007/FelixstoweHospitalfundinggiventhegoahead/tabid/623/Default.aspx</p>	
<p>Memorial Care Centre, Rye, East Sussex (Classification A)</p> <p>The Memorial Care Centre which is owned by a local Registered Charity, Rye Health and Care Limited and replaced Rye & Winchelsea Hospital. The Care Centre provides 19 in-patient beds and a range of out-patient facilities and many other health and community care services. Facilities on site include sheltered housing, a GP surgery, social services and voluntary day centre neuro-rehabilitation services.</p> <p>http://www.ryehospital.org.uk/</p>	


Queen Marys Roehampton, Wandsworth (Classification A)	
Queen Mary's is a large community hospital housed in a state of the art, four-storey building. The hospital has 69 mental healthcare beds, 50 elderly and intermediate care beds and 20 rehabilitation beds. The facility provides outpatient rapid diagnostic and treatment facilities, mental health community services, a minor injuries unit, burns dressing clinic, limb fitting services, and a sexual health clinic,	
http://www.wandsworth-pct.nhs.uk/about/qmh.asp	

Edgware Community Hospital, Barnet (Classification A)	
Edgware Hospital is a remodelled District General Hospital, and has been described as a template urban community hospital. Services and facilities are extensive, and include intermediate care & rehabilitation beds, mental health beds for older people, a birth centre, diagnostics, therapies and treatments, a minor Injuries & Walk-In Centre and day surgery. The hospital also offers a therapies centre, a day hospital and a dental service.	
http://www.barnetpct.nhs.uk/sites_services/edgware/index.shtm	


A+ New Community Hospitals


West Mendip Community Hospital Glastonbury, Somerset (Classification A)	
West Mendip hospital opened in 2005 and combines the facilities formerly available at Butleigh and Wells Hospitals. The hospital is a purpose-built 36 bedded unit, comprising of 24 hour Minor Injury Unit, Outpatient Department, Day Surgery, X-Ray and Ultrasound, Physiotherapy, Podiatry, Audiology and Occupational Therapy departments. The hospital provides rehabilitation for acute and chronic conditions, palliative care and admission from District General Hospitals to complete the pathway to an acceptable discharge. The hospital also accommodates a training department.	
http://www.somerset-health.org.uk/services/hospitals/mendip/westmendip.html	

<p>West Berkshire Hospital, Berkshire (Classification A)</p>	
<p>The hospital replaced Newbury and Sandford Hospitals. It offers 60 Inpatient beds medical patients, palliative care and rehabilitation. Services include a Day surgery unit, Outpatient specialist consultation unit, a dedicated Children's Outpatient facility, Physiotherapy and Occupational Therapy & Podiatry and X Ray. The hospital also has an award winning Patient Information Point which is staffed by volunteers.</p>	
<p>http://www.berkshirewest-pct.nhs.uk/page.asp?fldArea=2&fldMenu=5&fldSubMenu=5&fldKey=649</p>	


<p>Samuel Johnson Community Hospital, Staffordshire (Classification A)</p>	
<p>The hospital replaces three hospitals in Lichfield: St Michael's Hospital, Victoria Hospital and Hammerwich Hospital. The new hospital has 52 beds, an integrated rehabilitation unit and a discharge liaison suite. The hospital offers renal dialysis and has a maternity unit. In addition to clinics and diagnostic services, it also provides a minor injuries service.</p>	
<p>http://www.southstaffordshirepct.nhs.uk/services/hospitals.asp</p>	


B. Community Care Resource Centres

<p>Westbury Community Hospital, Wiltshire (Classification B)</p>	
<p>The Westbury Community Hospital offers clinics and day surgery. The previous inpatient facility has been closed. There are plans to dispose of the building and build The Westbury Primary Care Development (PCD) to provide accommodation GPs and primary care teams, and a docking station for a mobile diagnostics centre. Day surgery which is currently provided from the Westbury Community Hospital site is likely to be provided from a new Independent Sector Treatment Centre.</p>	
<p>http://www.wiltshirepct.nhs.uk/newsroom/pressreleases/20080219westburypcdobapproval.pdf</p>	


<p>Fairford Hospital Community Resource, Gloucestershire (Classification B)</p> <p>The hospital offers clinics, rehabilitation, therapies etc\and provides a base for community teams. The hospital previously offered inpatient beds and a minor injuries unit, but these have since closed.</p>	
<p>http://www.glospct.nhs.uk/content/services/hospital_fairford.html</p>	


B+ Additional Community Care Resource Centres (not previously Community Hospitals)

<p>Thetford Healthy Living Centre , Norfolk (Classification B)</p> <p>The new Thetford Community Healthy Living Centre opened in 2007, and includes a full range of community-based services and houses staff and services provided by Norfolk PCT, Suffolk PCT, West Suffolk Hospitals NHS Trust, Suffolk Mental Health Partnership NHS Trust, Amicus in Health and Norwich and Norfolk Voluntary Services among others. The facility replaced Thetford Cottage hospital. Services include X Ray, mental health services, GP practice. Rehabilitation, podiatry, and voluntary services.</p>	
<p>http://www.norfolk-pct.nhs.uk/news/2006/dec/thetford291206.html</p>	


<p>Bunny Hill Primary Care Centre, Sunderland (Classification B)</p> <p>The Centre is a collaboration between GPs, the Local Authority and the NHS. Services include a primary care centre, leisure facilities, a library, cafe, housing office, sure start facilities, pharmacy and adult education.</p>	
<p>http://www.sunderland.nhs.uk/tpct/global/docs/bunnyhill.pdf</p>	

C. Community Care Homes


<p>Ledbury Community Health and Care Centre, Herefordshire (Classification C)</p>	
<p>Ledbury Community Health and Care Centre is managed by Shaw Healthcare, and is a new development that replaced a cottage hospital and GP practice. The facility now offers an integrated service combining 36 nursing home beds, 24 NHS community beds, a GP practice, Outpatient Clinics, Dentist, Market Cafe etc.</p>	
<p>http://www.shaw.co.uk/news/2816078_cha_award_2006.htm</p>	

<p>Hoylake Cottage Hospital, Merseyside (Classification C)</p>	
<p>The previous cottage hospital has now been developed as a care home, offering mental health, respite care, and intermediate care. The hospital also provides a day care service. The facility has been awarded 3 stars from the council. Voluntary groups also use the facility.</p>	
<p>http://www.hoylakecottage.co.uk/aboutus.htm</p>	


C+ Community Care Homes (Not Previously Community Hospitals)


<p>Greenwich Neighbourhood Resource Centres, London (Classification C)</p>	
<p>Greenwich Council's Neighbourhood Resource Centres for Older People provide a range of residential, nursing, intermediate and day services on a single site. The three resource centres have received national recognition by winning the Public: Private Finance Award 2006 for best operational local government project.</p>	
<p>http://www.greenwich.gov.uk/Greenwich/News/NewsArchive/2006/May/NeighbourhoodResourceCentresSuccessRewarded.htm</p>	

D. Intermediate care/Rehabilitation Unit

Rutson Rehabilitation Unit, Yorkshire (Classification D)	
The Rutson is a rehabilitation hospital providing long term rehabilitation and palliative care for older people. In the 2006 Sentinel Audit, it was judged to be the best performing stroke unit in the country.	
http://www.nypct.nhs.uk/LocalHealthServices/	


D+ Intermediate Care & Rehabilitation (Not Previously a Community Hospital)

Lings Bar, Nottinghamshire (Classification D)	
Lings Bar provides rehabilitation services for older people. An investment in the facility has led to a reduction in the length of time patients remain in hospital and support for them in returning to their homes.	
http://www.nottinghamshirecountyteachingpct.nhs.uk/content/showcontent.aspx?contentid=2470	



Rossall, Bispham & Wesham Hospitals, Blackpool, Fylde & Wyre (Classification D)	
Rossall Hospital Rehabilitation Unit is one of three purpose-built 40-bedded units that provide rehabilitation, recovery and continuing care services to older people from across the Fylde Coast. Costing £3 million each, the three units at Rossall, Bispham and Wesham were built as part of an ambitious and successful private funding initiative in 2000 and are almost identical in design. Rossall Hospital Rehabilitation Unit's friendly and homely environment aims to provide optimum surroundings for the rehabilitation and recuperation, continuing care or terminal care of its patients. The rehabilitation programme, which take into consideration the medical needs of individual patients so that they may continue to live independently or with supported independence within the community.	
http://www.bfwhospitals.nhs.uk/hospitals/rossall/what.asp	

In Development




New Community Hospital Funded through the Community Hospital Fund




Minehead Community Hospital, Somerset (Classification – In Development through CHF)	
<p>The masterplan for New Horizons is a £50m project to provide West Somerset with a new Community Hospital, Skills and Enterprise Centre, Sports and Leisure Centre and replacement all-weather sports facilities. The project integrates learning, leisure, cultural, business and health facilities for the people of West Somerset, and is a partnership between West Somerset Council, Somerset County Council, Somerset Primary Care Trust and The West Somerset Community College.</p>	
http://www.westsomersetonline.gov.uk/media_detail.asp?id=569&area=5	

New Community Hospital Funded through LIFT


Frome Community Hospital Somerset (Classification - In Development through LIFT)	
<p>The new Frome Community Hospital includes 28 inpatient beds; including two clinical assessment and treatment beds; and a day bed for such treatments as blood transfusions and chemotherapy, not normally requiring an overnight stay. Services offered include enhanced rehabilitation services; enhanced facilities for local diagnostics and treatment including the provision of digital X-ray; and improved facilities to develop the minor injuries unit into a modern hub for unscheduled care. The new hospital includes a 12 bed satellite renal dialysis unit, and a modern 'birthing unit' with four maternity beds.</p>	
http://www.somersetpct.nhs.uk/services/hospitals/frome_community_hospital.asp	
Barton Community Health and Care Centre, Staffordshire (Classification - In Development through LIFT)	
<p>Barton Community Health and Care Centre in Short Lane, Barton under Needwood, is a £7 million healthcare facility developed by South Staffordshire Primary Care Trust (PCT) and Shaw healthcare Ltd. The new centre replaces the Barton Cottage Hospital and the Barton Health Centre and has short stay inpatient beds for intermediate and palliative care and a unit for the younger physically disabled. Services include physiotherapy, podiatry and speech and language therapy. In addition is Barton Health Centre. Situated above the Health Centre on the 1st and 2nd floors is an Extra Care scheme, Barton Mews – 29 one and two bedroom apartments available for sale to people over 55 requiring some health and/or personal care in order to remain living independently.</p>	
http://www.southstaffordshirepct.nhs.uk/news/2007/151007.asp	

Other Developments in the Pipeline

<p>Malmesbury Hospital, Wiltshire (Classification - In Development)</p> <p>In Wiltshire, the Malmesbury 'Care Campus' development is scheduled to be completed in the latter part of 2008. The development will provide a new 80-bed nursing and residential care home, which will also deliver intermediate care. There will be an 18 place day centre, and 28 close extra care apartments. The primary care centre will house a GP surgery, a pharmacy, a rehabilitation and outpatients' department as well as providing the base for a range of community healthcare workers. The facility is being developed and managed by the Order of St Johns Care Trust.</p> <p>http://www.osjct.co.uk/resources/magazines/Annual%20Review%202007.pdf</p>	
<p>Chipping Norton Hospital Oxfordshire (Classification- In Development)</p> <p>The new scheme will comprise a 50 bed care home, replacing Castle View Care Home and will provide 14 specialist Intermediate care beds. In addition, a new, fit-for-purpose modern Primary Care Centre replacing Chipping Norton Memorial Hospital will be provided and operated by the PCT. This facility will contain consulting rooms, falls clinic, rehabilitative facilities and a maternity suite. The new Chipping Norton care home and Primary Care Centre is a partnership between The Order of St Johns Care Trust, Oxfordshire Primary Care Trust and Oxfordshire County Council.</p> <p>http://www.osjct.co.uk/news.asp?id=170</p>	
<p>Southwold Hospital and GP Practice, Suffolk (Classification - In Development)</p> <p>Great Yarmouth and Waveney PCT, together with GPs and the community within a social enterprise, are planning to replace the community hospital and GP practice with a new healthy living centre. Services are likely to include a GPs' surgery, Community pharmacy, Dental surgery, District nursing base, Physiotherapy and Occupational therapy facilities, 16 acute NHS community beds, 30 bedded care home, and Social and welfare services.</p> <p>http://www.southwoldsurgery.co.uk/healthylivingcentre/</p>	

<p>Hartismere Hospital, Eye, Suffolk (Classification - In Development)</p>	
<p>Suffolk PCT is preparing for the regeneration of the Hartismere hospital site. This regeneration will include the development of a new healthcare facility to provide GP services, complementary therapies, a birthing unit; mental health services; diagnostics; children's services; and space for clinical expansion.</p>	
<p>http://www.suffolkpct.nhs.uk/News/Pressreleases/Latestpressreleases2008/Newgroupushersinhealthcareplans/tabid/1300/Default.aspx</p>	
<p>South Petherton Somerset (Classification - In Development)</p>	
<p>The new South Petherton Hospital will replace the old hospital and be located on the same site. The hospital will include inpatient beds for stroke and other neurological conditions; GP beds; a long term conditions centre, incorporating a day unit and community education facility; therapy services, providing integrated rehabilitation; specialist mobility services and outpatient services. Building on the South Petherton scheme will start in 2009.</p>	
<p>http://www.somerset.nhs.uk/news_info/whatsnew/whatsnew-detail.asp?id=1323</p>	
<p>Devizes Primary Care Centre, Wiltshire (Classification- In Development)</p>	
<p>The local GPs and Wiltshire Primary Care Trust are planning to build a new Primary Care Centre in Devizes. The Centre will house all of the three GP surgeries from the town (Lansdowne, St James and Southbroom surgeries) and provide space for some services for patients of the two out-of-town surgeries, Courtyard and Market Lavington. All the services which are currently provided at the Health Centre and the Community Hospital will transfer to the new Primary Care Centre so that all health services in the town will be in one location.</p>	
<p>http://www.wiltshirepct.nhs.uk/</p>	

Excluded Hospitals

<p>Cossham Hospital, Bristol (Classification- Excluded)</p> <p>Cossham Hospital currently provides limited diagnostic and outpatient services as a satellite to acute hospital services. Plans have just been passed to redevelop the hospital as a Modern Community Hospital and offer: more clinics, a new minor injuries service, - X-Ray, ultrasound, MRI and CT scanning. Rehabilitation services will be offered including physiotherapy, speech and language therapy and audiology. The new development will include a new renal dialysis satellite unit and the first stand-alone, midwife-led birthing centre in South Gloucestershire and Bristol. Therefore the hospital will then meet the criteria to be reclassified as a classic community hospital.</p> <p>http://www.bristolpct.nhs.uk/Communications/PressReleases/cossham%20hospital%20set%20for%20%C2%A319%20million%20refurbishment.pdf</p>	
<p>Beighton Community Hospital, Sheffield (Classification - Excluded)</p> <p>Beighton Community Hospital is a modern hospital providing a base for South East Child and Family Therapy Team and the city wide Dual Diagnosis Team. Other services at the community hospital include Sheffield Care Trust adult and elderly mental health teams and St Luke's Hospice. Although called a community hospital, the service is a specialist service offering mental health services.</p> <p>http://www.sheffieldchildrens.nhs.uk/about/1-4-2.php</p>	